

List of Allotments and Sub-Allotments
As of the quarter ending December 31, 2014

Department: Department of Budget and Management
Agency/OU: Regional Offices
Organization Code (UACS)
Fund: 101277

X	Current Year Appropriation
	Continuing Appropriation
	Supplemental Appropriation

No.	Allotments/Sub-Allotments		Funding Source		Allotments/Sub-Allotments received from Cos/Ros				Sub-Allotment to Regions/Operating Units				Total Allotments/Net of Sub-allotments			
	Number	Date	Description	UACS Code	PS	MOOE	CO	Total	PS	MOOE	CO	Total	PS	MOOE	CO	Total
1	2	3	4	5	6	7	8	9=(6+7+8)	10	11	12	13=(10+11+12)	14=(6+10)	15=(7+11)	16=(8+12)	17=(14+15+16)
A. Allotments received from DBM																
	NCR															
1	SARO-BMB-G-14-0000020	January 15, 2014	IRA	104251		19,104,136,118.00		19,104,136,118.00					-	19,104,136,118.00		19,104,136,118.00
2	SARO-NCR-14-0000132	January 17, 2014	PGF	101407	33,484.00			33,484.00					33,484.00			33,484.00
3	BMB-G-13-0000064	May 20, 2014	IRA	101252		47,033,955.00		47,033,955.00						47,033,955.00		47,033,955.00
4	SARO-BMB-G-14-0008969	July 1, 2014	PGF	101407	59,442.00			59,442.00					59,442.00			59,442.00
5	SARO-BMB-G-14-0024857	December 22, 2014	LGSF	101254		50,000,000.00		50,000,000.00						50,000,000.00		50,000,000.00
	Subtotal				92,926.00	19,201,170,073.00		19,201,262,999.00					92,926.00	19,201,170,073.00		19,201,262,999.00
	CAR															
1	BMB-G-14-0000021	15-Jan-14	ALGU-IRA, 10633	104251		10,555,163,217.00		10,555,163,217.00						10,555,163,217.00		10,555,163,217.00
2	CAR-14-0000197	22-Jan-14	PGF	101407	611,193.00			611,193.00					611,193.00			611,193.00
3	CAR-14-0000351	28-Jan-14	PGF	101407	29,631.00			29,631.00					29,631.00			29,631.00
4	CAR-14-0000352	28-Jan-14	PGF	101407	716,037.00			716,037.00					716,037.00			716,037.00
5	CAR-14-0000383	29-Jan-14	PGF	101407	227,793.00			227,793.00					227,793.00			227,793.00
6	CAR-14-0000694	7-Feb-14	PGF	101407	31,747.00			31,747.00					31,747.00			31,747.00
7	CAR-14-0000999	13-Feb-14	VAT	101252		184,759.00		184,759.00						184,759.00		184,759.00
8	CAR-14-0001355	21-Feb-14	PGF	101407	16,368.00			16,368.00					16,368.00			16,368.00
9	CAR-14-0001356	21-Feb-14	PGF	101407	226,480.00			226,480.00					226,480.00			226,480.00
10	CAR-14-0001410	21-Feb-14	PGF	101407	371,885.00			371,885.00					371,885.00			371,885.00
11	CAR-14-0004828	24-Apr-14	PGF	101407	237,602.00			237,602.00					237,602.00			237,602.00
12	CAR-14-0004921	28-Apr-14	Mining Taxes	101252		4,661,221.00		4,661,221.00						4,661,221.00		4,661,221.00
13	CAR-14-0005462	12-May-14	Mining Taxes	101252		10,593,076.00		10,593,076.00						10,593,076.00		10,593,076.00
14	BMB-G-14-0005797	20-May-14	IRA Differential	101252		13,902,394.00		13,902,394.00						13,902,394.00		13,902,394.00
15	CAR-14-0007674	16-Jun-14	PGF	101407	5,433.00			5,433.00					5,433.00			5,433.00
16	CAR-14-0008161	19-Jun-14	PGF	101407	544,498.00			544,498.00					544,498.00			544,498.00
17	CAR-14-0008242	20-Jun-14	Virginia Tobacco	101252		512,762.00		512,762.00						512,762.00		512,762.00
18	CAR-14-0008243	20-Jun-14	Burley Tobacco	101252		1,471,636.00		1,471,636.00						1,471,636.00		1,471,636.00
19	CAR-14-0008537	26-Jun-14	PGF	101407	133,801.00			133,801.00					133,801.00			133,801.00
20	CAR-14-0008747	27-Jun-14	PGF	101407	244,524.00			244,524.00					244,524.00			244,524.00
21	CAR-14-0009411	11-Jul-14	PGF	101407	314,788.00			314,788.00					314,788.00			314,788.00
22	CAR-14-0009816	22-Jul-14	PGF	101407	80,174.00			80,174.00					80,174.00			80,174.00
23	CAR-14-0009882	22-Jul-14	PGF	101407	646,228.00			646,228.00					646,228.00			646,228.00
24	CAR-14-0009919	23-Jul-14	PGF	101407	60,241.00			60,241.00					60,241.00			60,241.00
25	CAR-14-0010747	4-Aug-14	PGF	101407	134,875.00			134,875.00					134,875.00			134,875.00
26	CAR-14-0010951	7-Aug-14	PGF	101407	185,270.00			185,270.00					185,270.00			185,270.00
27	CAR-14-0011380	12-Aug-14	PGF	101407	192,174.00			192,174.00					192,174.00			192,174.00
28	CAR-14-0011381	12-Aug-14	PGF	101407	178,883.00			178,883.00					178,883.00			178,883.00
29	CAR-14-0011408	12-Aug-14	PGF	101407	204,667.00			204,667.00					204,667.00			204,667.00
30	CAR-14-0012220	22-Aug-14	PGF	101407	122,309.00			122,309.00					122,309.00			122,309.00
31	CAR-14-0012217	22-Aug-14	PGF	101407	649,759.00			649,759.00					649,759.00			649,759.00
32	CAR-14-0012776	29-Aug-14	PGF	101407	295,432.00			295,432.00					295,432.00			295,432.00
33	CAR-14-0013451	5-Sep-14	PGF	101407	75,002.00			75,002.00					75,002.00			75,002.00

List of Allotments and Sub-Allotments
As of the quarter ending December 31, 2014

Department: Department of Budget and Management
Agency/OU: Regional Offices
Organization Code (UACS)
Fund: 101277

X	Current Year Appropriation
	Continuing Appropriation
	Supplemental Appropriation

No.	Allotments/Sub-Allotments		Funding Source		Allotments/Sub-Allotments received from Cos/Ros				Sub-Allotment to Regions/Operating Units				Total Allotments/Net of Sub-allotments			
	Number	Date	Description	UACS Code	PS	MOOE	CO	Total	PS	MOOE	CO	Total	PS	MOOE	CO	Total
1	2	3	4	5	6	7	8	9=(6+7+8)	10	11	12	13=(10+11+12)	14=(6+10)	15=(7+11)	16=(8+12)	17=(14+15+16)
34	CAR-14-0013828	11-Sep-14	PGF	101407	256,214.00			256,214.00					256,214.00	-	-	256,214.00
35	CAR-14-0014854	1-Oct-14	PGF	101407	101,124.00			101,124.00					101,124.00	-	-	101,124.00
36	CAR-14-0014941	2-Oct-14	PGF	101407	266,677.00			266,677.00					266,677.00	-	-	266,677.00
37	CAR-14-0015480	9-Oct-14	PGF	101407	333,493.00			333,493.00					333,493.00	-	-	333,493.00
38	CAR-14-0015952	16-Oct-14	PGF	101407	212,389.00			212,389.00					212,389.00	-	-	212,389.00
39	CAR-14-0017662	7-Nov-14	PGF	101407	191,856.00			191,856.00					191,856.00	-	-	191,856.00
40	CAR-14-0018361	17-Nov-14	PGF	101407	116,536.00			116,536.00					116,536.00	-	-	116,536.00
41	CAR-14-0018438	18-Nov-14	PGF	101407	22,066.00			22,066.00					22,066.00	-	-	22,066.00
42	CAR-14-0019067	24-Nov-14	Mining Taxes	101252		28,480,255.00		28,480,255.00					-	28,480,255.00	-	28,480,255.00
43	CAR-14-0020202	8-Dec-14	PGF	101407	84,680.00			84,680.00					84,680.00	-	-	84,680.00
44	CAR-14-0021090	10-Dec-14	VAT	101252		564,118.00		564,118.00					-	564,118.00	-	564,118.00
45	CAR-14-0019484	27-Nov-14	PGF	101407	158,574.00			158,574.00					158,574.00	-	-	158,574.00
46	CAR-14-0023058	15-Dec-14	PGF	101407	236,816.00			236,816.00					236,816.00	-	-	236,816.00
47	CAR-14-0027713	29-Dec-14	Calamity Fund	101401		9,650,000.00		9,650,000.00					-	9,650,000.00	-	9,650,000.00
	Subtotal				8,517,219.00	10,625,183,438.00	-	10,633,700,657.00	-	-	-	-	8,517,219.00	10,625,183,438.00	-	10,633,700,657.00
	ROI															
1	ROI-14-0000067	1/16/2014	PGF 10633	101407	1,282,938.00			1,282,938.00					1,282,938.00	-	-	1,282,938.00
2	ROI-14-0002345	3/10/2014	PGF 10633	101407	222,205.00			222,205.00					222,205.00	-	-	222,205.00
3	ROI-14-0002451	3/11/2014	PGF 10633	101407	242,227.00			242,227.00					242,227.00	-	-	242,227.00
4	BMB-G-14-0000022	1/15/2014	IRA	104251		18,907,797,088.00		18,907,797,088.00					-	18,907,797,088.00	-	18,907,797,088.00
5	ROI-14-0000890	2/12/2014	ALGU	101252		340,777.00		340,777.00					-	340,777.00	-	340,777.00
6	ROI-14-0000891	2/12/2014	ALGU	101252		315,004.00		315,004.00					-	315,004.00	-	315,004.00
7	ROI-14-0000892	2/12/2014	ALGU	101252		788,517.00		788,517.00					-	788,517.00	-	788,517.00
8	ROI-14-0000893	2/12/2014	ALGU	101252		550,623.00		550,623.00					-	550,623.00	-	550,623.00
9	ROI-14-0006874	6/5/2014	PGF 10633	101407	162,966.00			162,966.00					162,966.00	-	-	162,966.00
10	ROI-14-0006033	5/26/2014	PGF 10633	101407	278,855.00			278,855.00					278,855.00	-	-	278,855.00
11	ROI-14-0007017	6/6/2014	PGF 10633	101407	196,227.00			196,227.00					196,227.00	-	-	196,227.00
12	BMB-G-14-0005798	5/20/2014	IRA	104251		19,118,031.00		19,118,031.00					-	19,118,031.00	-	19,118,031.00
13	ROI-14-0004966	4/29/2014	ALGU	101252		176,105.00		176,105.00					-	176,105.00	-	176,105.00
14	ROI-14-0005642	5/6/2014	ALGU	101252		314,956.00		314,956.00					-	314,956.00	-	314,956.00
15	ROI-14-0005340	5/8/2014	ALGU	101252		2,530.00		2,530.00					-	2,530.00	-	2,530.00
16	ROI-14-0005186	4/30/2014	ALGU	101252		119,840.00		119,840.00					-	119,840.00	-	119,840.00
17	ROI-14-0008360	6/24/2014	ALGU	101252		64,879,430.00		64,879,430.00					-	64,879,430.00	-	64,879,430.00
18	ROI-14-0008357	6/24/2014	ALGU	101252		46,541,779.00		46,541,779.00					-	46,541,779.00	-	46,541,779.00
19	ROI-14-0008361	6/24/2014	ALGU	101252		38,283.00		38,283.00					-	38,283.00	-	38,283.00
20	ROI-14-0008347	6/24/2014	ALGU	101252		31,184,190.00		31,184,190.00					-	31,184,190.00	-	31,184,190.00
21	ROI-14-0008358	6/24/2014	ALGU	101252		3,539,279.00		3,539,279.00					-	3,539,279.00	-	3,539,279.00
22	ROI-14-0008961	7/1/2014	PGF 10633	101407	11,842.00			11,842.00					11,842.00	-	-	11,842.00
23	ROI-14-0008962	7/1/2014	PGF 10633	101407	18,960.00			18,960.00					18,960.00	-	-	18,960.00
24	ROI-14-0010916	8/6/2014	PGF 10633	101407	144,533.00			144,533.00					144,533.00	-	-	144,533.00
25	ROI-14-0010949	8/7/2014	PGF 10633	101407	263,091.00			263,091.00					263,091.00	-	-	263,091.00
26	ROI-14-0012166	8/20/2014	PGF 10633	101407	345,866.00			345,866.00					345,866.00	-	-	345,866.00
27	ROI-14-0018570	11/19/2014	PGF 10633	101407	267,196.00			267,196.00					267,196.00	-	-	267,196.00

List of Allotments and Sub-Allotments
As of the quarter ending December 31, 2014

Department: Department of Budget and Management
Agency/OU: Regional Offices
Organization Code (UACS)
Fund: 101277

X	Current Year Appropriation
	Continuing Appropriation
	Supplemental Appropriation

No.	Allotments/Sub-Allotments		Funding Source		Allotments/Sub-Allotments received from Cos/Ros				Sub-Allotment to Regions/Operating Units				Total Allotments/Net of Sub-allotments			
	Number	Date	Description	UACS Code	PS	MOOE	CO	Total	PS	MOOE	CO	Total	PS	MOOE	CO	Total
1	2	3	4	5	6	7	8	9=(6+7+8)	10	11	12	13=(10+11+12)	14=(6+10)	15=(7+11)	16=(8+12)	17=(14+15+16)
28	ROI-14-0019933	12/4/2014	ALGU	101252		302,236.00		302,236.00					-	302,236.00	-	302,236.00
29	ROI-14-0020095	12/5/2014	ALGU	101252		680.00		680.00					-	680.00	-	680.00
30	ROI-14-0022187	12/12/2014	ALGU	101252		33,272,975.00		33,272,975.00					-	33,272,975.00	-	33,272,975.00
31	ROI-14-0023089	12/15/2014	ALGU	101252		404,685.00		404,685.00					-	404,685.00	-	404,685.00
32	ROI-14-0023405	12/15/2014	ALGU	101252		302,961.00		302,961.00					-	302,961.00	-	302,961.00
33	ROI-14-0023228	12/15/2014	ALGU	101252		1,082,685.00		1,082,685.00					-	1,082,685.00	-	1,082,685.00
34	ROI-14-0023086	12/15/2014	ALGU	101252		2,980,797.00		2,980,797.00					-	2,980,797.00	-	2,980,797.00
	Subtotal				3,436,906.00	19,114,053,451.00	-	19,117,490,357.00	-	-	-	-	3,436,906.00	19,114,053,451.00	-	19,117,490,357.00
	RO II															
1	BMB-G-14-0000023	15-Jan-14	IRA, AA	104251		17,597,859,064.00		17,597,859,064.00					-	17,597,859,064.00	-	17,597,859,064.00
2	ROI-14-0000087	16-Jan-14	PGF 10633 (TLB)	101407	16,474.00			16,474.00					16,474.00	-	-	16,474.00
3	ROI-14-0000998	13-Feb-14	Share in VAT	101252		750,160.00		750,160.00					-	750,160.00	-	750,160.00
4	ROI-14-0002846	14-Mar-14	PGF 10633 (TLB)	101407	149,815.00			149,815.00					149,815.00	-	-	149,815.00
5	ROI-14-0002981	19-Mar-14	PGF 10633 (TLB)	101407	73,688.00			73,688.00					73,688.00	-	-	73,688.00
6	ROI-14-0003249	24-Mar-14	PGF 10633 (TLB)	101407	523,662.00			523,662.00					523,662.00	-	-	523,662.00
7	BMB-G-14-0003330	26-Mar-14	IRA	104251		(2,074,932.00)		(2,074,932.00)					-	(2,074,932.00)	-	(2,074,932.00)
8	BMB-G-14-0005799	20-May-14	IRA	104251		30,567,323.00		30,567,323.00					-	30,567,323.00	-	30,567,323.00
9	ROI-14-0005040	2-May-14	National Wealth	101252		112,766.00		112,766.00					-	112,766.00	-	112,766.00
10	ROI-14-0004700	22-Apr-14	PGF	101407	28,305.00			28,305.00					28,305.00	-	-	28,305.00
11	ROI-14-0006575	4-Jun-14	PGF	101407	5,959.00			5,959.00					5,959.00	-	-	5,959.00
12	ROI-14-0008253	20-Jun-14	Excise Tax	101252		31,653,982.00		31,653,982.00					-	31,653,982.00	-	31,653,982.00
13	ROI-14-0013435	5-Sep-14	ECOZONE	101252		8,361,011.00		8,361,011.00					-	8,361,011.00	-	8,361,011.00
14	ROI-14-0015216	7-Oct-14	PGF	101407	709,027.00			709,027.00					709,027.00	-	-	709,027.00
15	ROI-14-0018326	17-Nov-14	PGF	101407	233,400.00			233,400.00					233,400.00	-	-	233,400.00
16	ROI-14-0020085	5-Dec-14	ECOZONE	101252		23,303,160.00		23,303,160.00					-	23,303,160.00	-	23,303,160.00
17	ROI-14-0020992	10-Dec-14	Share in VAT	101252		3,152,499.00		3,152,499.00					-	3,152,499.00	-	3,152,499.00
	Subtotal				1,740,330.00	17,693,685,033.00	-	17,695,425,363.00	-	-	-	-	1,740,330.00	17,693,685,033.00	-	17,695,425,363.00
	RO III															
1	ROI-14-0000314	1/27/2014	PGF, RA 10633	101407	714,397.00			714,397.00					714,397.00	-	-	714,397.00
2	ROI-14-0000314	1/27/2014	PGF, RA 10633	101407	59,025.00			59,025.00					59,025.00	-	-	59,025.00
3	BMB-G-14-0000024	1/15/2014	ALGU, Auto. Approp.	104251		32,467,158,218.00		32,467,158,218.00					-	32,467,158,218.00	-	32,467,158,218.00
4	ROI-14-0000356	1/28/2014	PGF, RA 10633	101407	284,469.00			284,469.00					284,469.00	-	-	284,469.00
5	ROI-14-0000377	1/29/2014	PGF, RA 10633	101407	296,932.00			296,932.00					296,932.00	-	-	296,932.00
6	ROI-14-0000451	1/30/2014	PGF, RA 10633	101407	20,175.00			20,175.00					20,175.00	-	-	20,175.00
7	ROI-14-0000601	2/5/2014	PGF, RA 10633	101407	135,880.00			135,880.00					135,880.00	-	-	135,880.00
8	ROI-14-0000563	2/3/2014	PGF, RA 10633	101407	207,604.00			207,604.00					207,604.00	-	-	207,604.00
9	ROI-14-0000565	2/3/2014	PGF, RA 10633	101407	11,694.00			11,694.00					11,694.00	-	-	11,694.00
10	ROI-14-0000783	2/10/2014	ALGU, RA 10633	101252		11,656,545.00		11,656,545.00					-	11,656,545.00	-	11,656,545.00
11	ROI-14-0001081	2/17/2014	PGF, RA 10633	101407	100,785.00			100,785.00					100,785.00	-	-	100,785.00
12	ROI-14-0000895	2/12/2014	PGF, RA 10633	101407	961,057.00			961,057.00					961,057.00	-	-	961,057.00
13	ROI-14-0000896	2/12/2014	PGF, RA 10633	101407	385,737.00			385,737.00					385,737.00	-	-	385,737.00
14	ROI-14-0001264	2/20/2014	PGF, RA 10633	101407	454,037.00			454,037.00					454,037.00	-	-	454,037.00
15	ROI-14-0001225	2/19/2014	PGF, RA 10633	101407	142,083.00			142,083.00					142,083.00	-	-	142,083.00

List of Allotments and Sub-Allotments
As of the quarter ending December 31, 2014

Department: Department of Budget and Management
Agency/OU: Regional Offices
Organization Code (UACS)
Fund: 101277

X	Current Year Appropriation
	Continuing Appropriation
	Supplemental Appropriation

No.	Allotments/Sub-Allotments		Funding Source		Allotments/Sub-Allotments received from Cos/Ros				Sub-Allotment to Regions/Operating Units				Total Allotments/Net of Sub-allotments			
	Number	Date	Description	UACS Code	PS	MOOE	CO	Total	PS	MOOE	CO	Total	PS	MOOE	CO	Total
1	2	3	4	5	6	7	8	9=(6+7+8)	10	11	12	13=(10+11+12)	14=(6+10)	15=(7+11)	16=(8+12)	17=(14+15+16)
16	ROIII-14-0002129	3/5/2014	PGF, RA 10633	101407	981,126.00	-	-	981,126.00				-	981,126.00	-	-	981,126.00
17	ROIII-14-0002878	3/17/2014	PGF, RA 10633	101407	237,246.00	-	-	237,246.00				-	237,246.00	-	-	237,246.00
18	ROIII-14-0003565	3/31/2014	PGF, RA 10633	101407	292,808.00	-	-	292,808.00				-	292,808.00	-	-	292,808.00
19	ROIII-14-0003542	3/30/2014	PGF, RA 10633	101407	1,895,779.00	-	-	1,895,779.00				-	1,895,779.00	-	-	1,895,779.00
20	BMB-G-14-0003331	3/26/2014	ALGU, Auto. Approp.	104251	-	(7,588,556.00)	-	(7,588,556.00)				-	-	(7,588,556.00)	-	(7,588,556.00)
21	ROIII-14-0004353	4/15/2014	PGF, RA 10633	101407	352,905.00	-	-	352,905.00				-	352,905.00	-	-	352,905.00
22	ROIII-14-0004919	4/28/2014	PGF, RA 10633	101407	457,962.00	-	-	457,962.00				-	457,962.00	-	-	457,962.00
23	ROIII-14-0004945	4/28/2014	PGF, RA 10633	101407	70,932.00	-	-	70,932.00				-	70,932.00	-	-	70,932.00
24	ROIII-14-0004925	4/28/2014	ALGU, RA 10633	101252	-	2,295,358.00	-	2,295,358.00				-	-	2,295,358.00	-	2,295,358.00
25	ROIII-14-0005194	5/6/2014	PGF, RA 10633	101407	114,209.00	-	-	114,209.00				-	114,209.00	-	-	114,209.00
26	ROIII-14-0005419	5/9/2014	PGF, RA 10633	101407	116,166.00	-	-	116,166.00				-	116,166.00	-	-	116,166.00
27	ROIII-14-0005421	5/9/2014	ALGU, RA 10633	101252	-	895,176.00	-	895,176.00				-	-	895,176.00	-	895,176.00
28	BMB-G-14-0005800	5/20/2014	ALGU, RA 10633	101252	-	82,336,292.00	-	82,336,292.00				-	-	82,336,292.00	-	82,336,292.00
29	ROIII-14-0006284	6/2/2014	PGF, RA 10633	101407	380,257.00	-	-	380,257.00				-	380,257.00	-	-	380,257.00
30	ROIII-14-0007510	6/13/2014	PGF, RA 10633	101407	158,744.00	-	-	158,744.00				-	158,744.00	-	-	158,744.00
31	ROIII-14-0007941	6/17/2014	PGF, RA 10633	101407	54,480.00	-	-	54,480.00				-	54,480.00	-	-	54,480.00
32	ROIII-14-0007962	6/18/2014	PGF, RA 10633	101407	202,174.00	-	-	202,174.00				-	202,174.00	-	-	202,174.00
33	ROIII-14-0007958	6/18/2014	PGF, RA 10633	101407	240,862.00	-	-	240,862.00				-	240,862.00	-	-	240,862.00
34	ROIII-14-0008349	6/24/2014	ALGU, RA 10633	101252	-	123,790.00	-	123,790.00				-	-	123,790.00	-	123,790.00
35	ROIII-14-0007961	6/18/2014	PGF, RA 10633	101407	262,354.00	-	-	262,354.00				-	262,354.00	-	-	262,354.00
36	ROIII-14-0007926	6/17/2014	PGF, RA 10633	101407	157,213.00	-	-	157,213.00				-	157,213.00	-	-	157,213.00
37	ROIII-14-0008471	6/26/2014	ALGU, RA 10633	101252	-	24,860,616.00	-	24,860,616.00				-	-	24,860,616.00	-	24,860,616.00
38	ROIII-14-0009036	7/2/2014	PGF, RA 10633	101407	50,163.00	-	-	50,163.00				-	50,163.00	-	-	50,163.00
39	ROIII-14-0010778	8/5/2014	PGF, RA 10633	101407	45,163.00	-	-	45,163.00				-	45,163.00	-	-	45,163.00
40	ROIII-14-0011865	8/15/2014	PGF, RA 10633	101407	689,283.00	-	-	689,283.00				-	689,283.00	-	-	689,283.00
41	ROIII-14-0011992	8/18/2014	PGF, RA 10633	101407	299,937.00	-	-	299,937.00				-	299,937.00	-	-	299,937.00
42	ROIII-14-0011996	8/18/2014	PGF, RA 10633	101407	84,029.00	-	-	84,029.00				-	84,029.00	-	-	84,029.00
43	ROIII-14-0012737	8/29/2014	PGF, RA 10633	101407	411,648.00	-	-	411,648.00				-	411,648.00	-	-	411,648.00
44	ROIII-14-0012906	8/29/2014	PGF, RA 10633	101407	431,722.00	-	-	431,722.00				-	431,722.00	-	-	431,722.00
45	ROIII-14-0013265	9/3/2014	PGF, RA 10633	101407	324,067.00	-	-	324,067.00				-	324,067.00	-	-	324,067.00
46	ROIII-14-0013413	9/5/2014	PGF, RA 10633	101407	23,869.00	-	-	23,869.00				-	23,869.00	-	-	23,869.00
47	ROIII-14-0014531	9/26/2014	PGF, RA 10633	101407	763,012.00	-	-	763,012.00				-	763,012.00	-	-	763,012.00
48	ROIII-14-0016389	9/23/2014	PGF, RA 10633	101407	84,733.00	-	-	84,733.00				-	84,733.00	-	-	84,733.00
49	ROIII-14-0016313	10/22/2014	PGF, RA 10633	101407	226,079.00	-	-	226,079.00				-	226,079.00	-	-	226,079.00
50	ROIII-14-0017000	10/29/2014	PGF, RA 10633	101407	1,679,267.00	-	-	1,679,267.00				-	1,679,267.00	-	-	1,679,267.00
51	ROIII-14-0017249	11/5/2014	PGF, RA 10633	101407	461,042.00	-	-	461,042.00				-	461,042.00	-	-	461,042.00
52	ROIII-14-0017980	11/12/2014	PGF, RA 10633	101407	269,200.00	-	-	269,200.00				-	269,200.00	-	-	269,200.00
53	ROIII-14-0018949	11/21/2014	ALGU, RA 10633	101252	-	4,040,254.00	-	4,040,254.00				-	-	4,040,254.00	-	4,040,254.00
54	ROIII-14-0018504	11/19/2014	PGF, RA 10633	101407	269,617.00	-	-	269,617.00				-	269,617.00	-	-	269,617.00
55	ROIII-14-0019623	12/1/2014	PGF, RA 10633	101407	658,178.00	-	-	658,178.00				-	658,178.00	-	-	658,178.00
56	ROIII-14-0019373	11/27/2014	PGF, RA 10633	101407	897,728.00	-	-	897,728.00				-	897,728.00	-	-	897,728.00
57	ROIII-14-0019356	11/26/2014	PGF, RA 10633	101407	951,932.00	-	-	951,932.00				-	951,932.00	-	-	951,932.00
58	ROIII-14-0019480	11/27/2014	PGF, RA 10633	101407	1,208,934.00	-	-	1,208,934.00				-	1,208,934.00	-	-	1,208,934.00

List of Allotments and Sub-Allotments
As of the quarter ending December 31, 2014

Department: Department of Budget and Management
Agency/OU: Regional Offices
Organization Code (UACS)
Fund: 101277

X	Current Year Appropriation
	Continuing Appropriation
	Supplemental Appropriation

No.	Allotments/Sub-Allotments		Funding Source		Allotments/Sub-Allotments received from Cos/Ros				Sub-Allotment to Regions/Operating Units				Total Allotments/Net of Sub-allotments			
	Number	Date	Description	UACS Code	PS	MOOE	CO	Total	PS	MOOE	CO	Total	PS	MOOE	CO	Total
1	2	3	4	5	6	7	8	9=(6+7+8)	10	11	12	13=(10+11+12)	14=(6+10)	15=(7+11)	16=(8+12)	17=(14+15+16)
59	ROIII-14-0020437	12/9/2014	PGF, RA 10633	101407	170,114.00			170,114.00					170,114.00	-	-	170,114.00
60	ROIII-14-0024007	12/17/2014	PGF, RA 10633	101407	162,799.00			162,799.00					162,799.00	-	-	162,799.00
61	ROIII-14-0025730	12/23/2014	ALGU, RA 10633	101252		272,102.00		272,102.00					-	272,102.00	-	272,102.00
	Subtotal				19,911,608.00	32,586,049,795.00	-	32,605,961,403.00	-	-	-	-	19,911,608.00	32,586,049,795.00	-	32,605,961,403.00
	RO IVA															
1	ROIVA-14-0000372	01/29/14	PGF	101407	912,214.00			912,214.00					912,214.00	-	-	912,214.00
2	ROIVA-14-0000373	01/29/14	PGF	101407	979,851.00			979,851.00					979,851.00	-	-	979,851.00
3	ROIVA-14-0000485	2/3/2014	PGF	101407	1,494,478.00			1,494,478.00					1,494,478.00	-	-	1,494,478.00
4	ROIVA-14-0000929	2/13/2014	PGF	101407	825,506.00			825,506.00					825,506.00	-	-	825,506.00
5	ROIVA-14-0000930	2/13/2014	PGF	101407	108,401.00			108,401.00					108,401.00	-	-	108,401.00
6	ROIVA-14-0002805	3/14/2014	PGF	101407	725,777.00			725,777.00					725,777.00	-	-	725,777.00
7	ROIVA-14-0002810	3/14/2014	PGF	101407	253,017.00			253,017.00					253,017.00	-	-	253,017.00
8	G-14-0000025	01/15/14	Automatic Appro. - IRA	104251		37,666,254,954.00		37,666,254,954.00					-	37,666,254,954.00	-	37,666,254,954.00
9	G-14-0003332	03/26/14	Automatic Appro. - IRA	104251		(11,398,813.00)		(11,398,813.00)					-	(11,398,813.00)	-	(11,398,813.00)
10	ROIVA-14-0004392	04/15/14	PGF	101407		194,967.00		194,967.00					194,967.00	-	-	194,967.00
11	ROIVA-14-0004391	04/15/14	PGF	101407	282,122.00			282,122.00					282,122.00	-	-	282,122.00
12	ROIVA-14-0004745	04/23/14	PGF	101407	635,906.00			635,906.00					635,906.00	-	-	635,906.00
13	ROIVA-14-0004781	04/23/14	SSLPNT	101252		2,630,854.00		2,630,854.00					-	2,630,854.00	-	2,630,854.00
14	ROIVA-14-0004814	04/24/14	SSLPNT	101252		5,242,632.00		5,242,632.00					-	5,242,632.00	-	5,242,632.00
15	ROIVA-14-0005235	05/07/14	SSLPNT	101252		2,283,474.00		2,283,474.00					-	2,283,474.00	-	2,283,474.00
16	ROIVA-14-0005575	05/14/14	SSLPNT	101252		12,775,610.00		12,775,610.00					-	12,775,610.00	-	12,775,610.00
17	ROIVA-14-0005700	05/19/14	SSLPNT	101252		4,798,092.00		4,798,092.00					-	4,798,092.00	-	4,798,092.00
18	G-14-0005801	05/20/14	Auto. Appro. - IRA Differential	104251		26,007,616.00		26,007,616.00					-	26,007,616.00	-	26,007,616.00
19	ROIVA-14-0006081	05/28/14	PGF	101407	345,683.00			345,683.00					345,683.00	-	-	345,683.00
20	ROIVA-14-0007396	06/13/14	PGF	101407	634,286.00			634,286.00					634,286.00	-	-	634,286.00
21	ROIVA-14-0008285	06/23/14	PGF	101407	280,463.00			280,463.00					280,463.00	-	-	280,463.00
22	ROIVA-14-0009748	07/21/14	PGF	101407	502,928.00			502,928.00					502,928.00	-	-	502,928.00
23	ROIVA-14-0013063	09/02/14	PGF	101407	467,324.00			467,324.00					467,324.00	-	-	467,324.00
24	ROIVA-14-0013064	09/02/14	PGF	101407	148,845.00			148,845.00					148,845.00	-	-	148,845.00
25	ROIVA-14-0013065	09/02/14	PGF	101407	706,576.00			706,576.00					706,576.00	-	-	706,576.00
26	ROIVA-14-0014798	10/01/14	PGF	101407	309,156.00			309,156.00					309,156.00	-	-	309,156.00
27	ROIVA-14-0015007	10/03/14	PGF	101407	366,311.00			366,311.00					366,311.00	-	-	366,311.00
28	ROIVA-14-0017506	11/06/14	PGF	101407	395,336.00			395,336.00					395,336.00	-	-	395,336.00
29	ROIVA-14-0018822	11/21/14	PGF	101407	624,995.00			624,995.00					624,995.00	-	-	624,995.00
30	ROIVA-14-0018669	11/20/14	SSLPNT	101252		1,360,032.00		1,360,032.00					-	1,360,032.00	-	1,360,032.00
31	ROIVA-14-0023274	12/16/14	SSLPNT	101252		73,961,650.00		73,961,650.00					-	73,961,650.00	-	73,961,650.00
32	ROIVA-14-0023275	12/16/14	SSLPNT	101252		2,786,072.00		2,786,072.00					-	2,786,072.00	-	2,786,072.00
	Subtotal				11,194,142.00	37,786,702,173.00	-	37,797,896,315.00	-	-	-	-	11,194,142.00	37,786,702,173.00	-	37,797,896,315.00
	RO IVB															
1	SARO-ROIVB-14-0001536	February 24, 2014	FY 2014, RA 10633	101252		114,311.00		114,311.00					-	114,311.00	-	114,311.00
2	SARO-ROIVB-14-0000121	January 17, 2014	FY 2014, RA 10633 PGF	101407	20,880.00			20,880.00					20,880.00	-	-	20,880.00
3	SARO-ROIVB-14-0000483	February 3, 2014	FY 2014, RA 10633 PGF	101407	177,173.00			177,173.00					177,173.00	-	-	177,173.00
4	SARO-ROIVB-14-0000636	February 6, 2014	FY 2014, RA 10633 PGF	101407	46,400.00			46,400.00					46,400.00	-	-	46,400.00

List of Allotments and Sub-Allotments
As of the quarter ending December 31, 2014

Department: Department of Budget and Management
Agency/OU: Regional Offices
Organization Code (UACS)
Fund: 101277

X	Current Year Appropriation
	Continuing Appropriation
	Supplemental Appropriation

No.	Allotments/Sub-Allotments		Funding Source		Allotments/Sub-Allotments received from Cos/Ros				Sub-Allotment to Regions/Operating Units				Total Allotments/Net of Sub-allotments			
	Number	Date	Description	UACS Code	PS	MOOE	CO	Total	PS	MOOE	CD	Total	PS	MOOE	CO	Total
1	2	3	4	5	6	7	8	9=(6+7+8)	10	11	12	13=(10+11+12)	14=(6+10)	15=(7+11)	16=(8+12)	17=(14+15+16)
5	SARO-ROIVB-14-0001986	March 3, 2014	FY 2014, RA 10633 PGF	101407	214,984.00			214,984.00					214,984.00	-	-	214,984.00
6	SARO-ROIVB-14-0002218	March 6, 2014	FY 2014, RA 10633 PGF	101407	107,070.00			107,070.00					107,070.00	-	-	107,070.00
7	SARO-ROIVB-14-0002249	March 7, 2014	FY 2014, RA 10633 PGF	101407	19,707.00			19,707.00					19,707.00	-	-	19,707.00
8	SARO-ROIVB-14-0002401	March 11, 2014	FY 2014, RA 10633 PGF	101407	188,790.00			188,790.00					188,790.00	-	-	188,790.00
9	SARO-ROIVB-14-0002604	March 12, 2014	FY 2014, RA 10633 PGF	101407	168,439.00			168,439.00					168,439.00	-	-	168,439.00
10	SARO-ROIVB-14-0003035	March 20, 2014	FY 2014, RA 10633 PGF	101407	757,881.00			757,881.00					757,881.00	-	-	757,881.00
11	SARO-ROIVB-14-0000093	January 16, 2014	FY 2014, RA 10633 PGF	101407	111,178.00			111,178.00					111,178.00	-	-	111,178.00
12	SARO-ROIVB-14-0000241	January 23, 2014	FY 2014, RA 10633 PGF	101407	8,952.00			8,952.00					8,952.00	-	-	8,952.00
13	SARO-ROIVB-14-0001647	February 25, 2014	FY 2014, RA 10633 PGF	101407	118,699.00			118,699.00					118,699.00	-	-	118,699.00
14	SARO-ROIVB-14-0002605	March 12, 2014	FY 2014, RA 10633 PGF	101407	28,689.00			28,689.00					28,689.00	-	-	28,689.00
15	SARO-ROIVB-14-0002861	March 17, 2014	FY 2014, RA 10633 PGF	101407	152,721.00			152,721.00					152,721.00	-	-	152,721.00
16	SARO-BMB-G-14-0000026	January 15, 2014	Auto. Appro. - IRA Differential	104251		14,911,859,404.00		14,911,859,404.00					-	14,911,859,404.00	-	14,911,859,404.00
17	SARO-BMB-G-14-0003333	March 26, 2014	Auto. Appro. - IRA Differential	104251		(25,367,411.00)		(25,367,411.00)					-	(25,367,411.00)	-	(25,367,411.00)
18	SARO-ROIVB-14-0004293	April 14, 2014	FY 2014, RA 10633 PGF	101407	502,149.00			502,149.00					502,149.00	-	-	502,149.00
19	SARO-ROIVB-14-0004736	April 22, 2014	FY 2014, RA 10633 PGF	101407	92,846.00			92,846.00					92,846.00	-	-	92,846.00
20	SARO-ROIVB-14-0005052	May 2, 2014	FY 2014, RA 10633 PGF	101407	71,450.00			71,450.00					71,450.00	-	-	71,450.00
21	SARO-ROIVB-14-0005901	May 22, 2014	FY 2014, RA 10633 PGF	101407	413,678.00			413,678.00					413,678.00	-	-	413,678.00
22	SARO-ROIVB-14-0006055	May 27, 2014	FY 2014, RA 10633 PGF	101407	786,502.00			786,502.00					786,502.00	-	-	786,502.00
23	SARO-ROIVB-14-0008373	June 24, 2014	FY 2014, RA 10633 PGF	101407	445,114.00			445,114.00					445,114.00	-	-	445,114.00
24	SARO-ROIVB-14-0003794	April 4, 2014	FY 2014, RA 10633 PGF	101407	67,612.00			67,612.00					67,612.00	-	-	67,612.00
25	SARO-ROIVB-14-0006849	June 4, 2014	FY 2014, RA 10633 PGF	101407	580,304.00			580,304.00					580,304.00	-	-	580,304.00
26	SARO-ROIVB-14-0006925	June 5, 2014	FY 2014, RA 10633 PGF	101407	137,908.00			137,908.00					137,908.00	-	-	137,908.00
27	SARO-ROIVB-14-0007889	June 17, 2014	FY 2014, RA 10633 PGF	101407	274,998.00			274,998.00					274,998.00	-	-	274,998.00
28	SARO-ROIVB-14-0005102	May 2, 2014	FY 2014, RA 10633	101252		9,496,609.00		9,496,609.00					-	9,496,609.00	-	9,496,609.00
29	SARO-ROIVB-14-0005459	May 12, 2014	FY 2014, RA 10633	101252		11,312,339.00		11,312,339.00					-	11,312,339.00	-	11,312,339.00
30	SARO-ROIVB-14-0005101	May 2, 2014	FY 2014, RA 10633	101252		39,648,691.00		39,648,691.00					-	39,648,691.00	-	39,648,691.00
31	SARO-BMB-G-14-0005802	May 20, 2014	Auto. Appro. - IRA Differential	104251		28,720,896.00		28,720,896.00					-	28,720,896.00	-	28,720,896.00
32	SARO-ROIVB-14-0008293	June 23, 2014	FY 2014, RA 10633	101252		343,756.00		343,756.00					-	343,756.00	-	343,756.00
33	SARO-ROIVB-14-0011026	August 8, 2014	PGF - Monetization	101407	16,225.00			16,225.00					16,225.00	-	-	16,225.00
34	SARO-ROIVB-14-0011420	August 13, 2014	PGF - Monetization	101407	67,961.00			67,961.00					67,961.00	-	-	67,961.00
35	SARO-ROIVB-14-0011421	August 13, 2014	PGF - Monetization	101407	111,683.00			111,683.00					111,683.00	-	-	111,683.00
36	SARO-ROIVB-14-0013536	September 8, 2014	PGF - Monetization	101407	29,004.00			29,004.00					29,004.00	-	-	29,004.00
37	SARO-ROIVB-14-0009301	July 9, 2014	PGF - Terminal Leave	101407	73,997.00			73,997.00					73,997.00	-	-	73,997.00
38	SARO-ROIVB-14-0009429	July 11, 2014	PGF - Terminal Leave	101407	172,292.00			172,292.00					172,292.00	-	-	172,292.00
39	SARO-ROIVB-14-0009841	July 22, 2014	PGF - Terminal Leave	101407	140,123.00			140,123.00					140,123.00	-	-	140,123.00
40	SARO-ROIVB-14-0011693	August 14, 2014	PGF - Terminal Leave	101407	10,578.00			10,578.00					10,578.00	-	-	10,578.00
41	SARO-ROIVB-14-0013834	September 11, 2014	PGF - Terminal Leave	101407	98,385.00			98,385.00					98,385.00	-	-	98,385.00
42	SARO-ROIVB-14-0023606	December 17, 2014	VAT Special Share	101252		407,078.00		407,078.00					-	407,078.00	-	407,078.00
43	SARO-ROIVB-14-0015598	October 13, 2014	PGF - Monetization	101407	42,834.00			42,834.00					42,834.00	-	-	42,834.00
44	SARO-ROIVB-14-0016567	October 24, 2014	PGF - Monetization	101407	306,485.00			306,485.00					306,485.00	-	-	306,485.00
45	SARO-ROIVB-14-0017287	November 3, 2014	PGF - Monetization	101407	179,042.00			179,042.00					179,042.00	-	-	179,042.00
46	SARO-ROIVB-14-0019054	November 24, 2014	PGF - Monetization	101407	178,021.00			178,021.00					178,021.00	-	-	178,021.00
47	SARO-ROIVB-14-0019274	November 26, 2014	PGF - Monetization	101407	612,552.00			612,552.00					612,552.00	-	-	612,552.00

List of Allotments and Sub-Allotments
As of the quarter ending December 31, 2014

Department: Department of Budget and Management
Agency/OU: Regional Offices
Organization Code (UACS)
Fund: 101277

X	Current Year Appropriation
	Continuing Appropriation
	Supplemental Appropriation

No.	Allotments/Sub-Allotments		Funding Source		Allotments/Sub-Allotments received from Cos/Ros				Sub-Allotment to Regions/Operating Units				Total Allotments/Net of Sub-allotments			
	Number	Date	Description	UACS Code	PS	MOOE	CO	Total	PS	MOOE	CO	Total	PS	MOOE	CO	Total
1	2	3	4	5	6	7	8	9=(6+7+8)	10	11	12	13=(10+11+12)	14=(6+10)	15=(7+11)	16=(8+12)	17=(14+15+16)
48	SARO-ROIVB-14-0019554	November 28, 2014	PGF - Monetization	101407	320,894.00			320,894.00					320,894.00	-	-	320,894.00
49	SARO-ROIVB-14-0024752	December 22, 2014	PGF - Monetization	101407	318,619.00			318,619.00					318,619.00	-	-	318,619.00
50	SARO-ROIVB-14-0014949	October 2, 2014	PGF - Terminal Leave	101407	26,607.00			26,607.00					26,607.00	-	-	26,607.00
51	SARO-ROIVB-14-0019344	November 26, 2014	PGF - Terminal Leave	101407	54,513.00			54,513.00					54,513.00	-	-	54,513.00
52	SARO-ROIVB-14-0019342	November 26, 2014	PGF - Terminal Leave	101407	201,562.00			201,562.00					201,562.00	-	-	201,562.00
53	SARO-ROIVB-14-0024204	December 18, 2014	PGF - Terminal Leave	101407	91,822.00			91,822.00					91,822.00	-	-	91,822.00
54	SARO-ROIVB-14-0024302	December 19, 2014	PGF - Terminal Leave	101407	97,876.00			97,876.00					97,876.00	-	-	97,876.00
55	SARO-ROIVB-14-0019218	November 25, 2014	NW - Mining	101252		36,441,437.00		36,441,437.00					-	36,441,437.00	-	36,441,437.00
56	SARO-ROIVB-14-0023605	December 17, 2014	NW - Mining	101252		8,610,122.00		8,610,122.00					-	8,610,122.00	-	8,610,122.00
57	SARO-ROIVB-14-0026307	December 23, 2014	Burley Excise Tax	101252		714,002.00		714,002.00					-	714,002.00	-	714,002.00
	Subtotal				8,645,199	15,022,301,234	-	15,030,946,433	-	-	-	-	8,645,199	15,022,301,234	-	15,030,946,433
	RO V															
1	SARO-ROV-14-0002211	03/06/14	PGF,FY2014, RA 10633	101407	691,262.00			691,262.00					691,262.00	-	-	691,262.00
2	SARO-ROV-14-0000997	03/13/14	PGF,FY2014, RA 10633	101407	306,132.00			306,132.00					306,132.00	-	-	306,132.00
3	SARO-ROV-14-0000612	02/11/14	PGF,FY2014, RA 10633	101407	12,882.00			12,882.00					12,882.00	-	-	12,882.00
4	SARO-BMB-G-14-0000027	01/15/14	ALGU, IRA, Auto Appro	104251		21,273,595,302.00		21,273,595,302.00					-	21,273,595,302.00	-	21,273,595,302.00
5	SARO-ROV-14-0005143	05/05/14	PGF,FY2014, RA 10633	101407	251,927.00			251,927.00					251,927.00	-	-	251,927.00
6	SARO-ROV-14-0005906	05/22/14	PGF,FY2014, RA 10633	101407	287,568.00			287,568.00					287,568.00	-	-	287,568.00
7	SARO-ROV-14-0006587	06/04/14	PGF,FY2014, RA 10633	101407	65,587.00			65,587.00					65,587.00	-	-	65,587.00
8	SARO-ROV-14-0007078	06/06/14	PGF,FY2014, RA 10633	101407	93,831.00			93,831.00					93,831.00	-	-	93,831.00
10	SARO-ROV-14-0005151	05/05/14	PGF,FY2014, RA 10633	101407		37,815,235.00		37,815,235.00					-	37,815,235.00	-	37,815,235.00
11	SARO-ROV-14-0005144	05/05/14	PGF,FY2014, RA 10633	101407		4,649,507.00		4,649,507.00					-	4,649,507.00	-	4,649,507.00
12	SARO-BMB-G-14-0003334	03/26/14	ALGU, IRA, Auto Appro	104251		(3,803,963.00)		(3,803,963.00)					-	(3,803,963.00)	-	(3,803,963.00)
13	SARO-BMB-G-14-0005804	05/20/14	ALGU, IRA, Auto Appro	101252		22,347,243.00		22,347,243.00					-	22,347,243.00	-	22,347,243.00
14	SARO-ROV-14-0008390	06/24/14	PGF,FY2014, RA 10633	101407	45,162.00			45,162.00					45,162.00	-	-	45,162.00
15	SARO-ROV-14-0011535	08/18/14	PGF,FY2014, RA 10633	101407	153,247.00			153,247.00					153,247.00	-	-	153,247.00
16	SARO-ROV-14-0012205	08/22/14	PGF,FY2014, RA 10633	101407	74,603.00			74,603.00					74,603.00	-	-	74,603.00
17	SARO-ROV-14-0012262	08/26/14	PGF,FY2014, RA 10633	101407	212,642.00			212,642.00					212,642.00	-	-	212,642.00
18	SARO-ROV-14-0005450	05/12/14	NW,FY2014, RA 10633	101252		31,469,258.00		31,469,258.00					-	31,469,258.00	-	31,469,258.00
19	SARO-BMB-G-14-0009318	07/09/14	ALGU - shares in VAT	101407		787,343.00		787,343.00					-	787,343.00	-	787,343.00
20	SARO-ROV-14-0014346	09/23/14	PGF,FY2014, RA 10633	101407	40,918.00			40,918.00					40,918.00	-	-	40,918.00
21	SARO-ROV-14-0015491	10/09/14	PGF,FY2014, RA 10633	101407	387,756.00			387,756.00					387,756.00	-	-	387,756.00
22	SARO-ROV-14-0017168	10/30/14	PGF,FY2014, RA 10633	101407	76,949.00			76,949.00					76,949.00	-	-	76,949.00
23	SARO-ROV-14-0014347	09/23/14	PGF,FY2014, RA 10633	101407	131,606.00			131,606.00					131,606.00	-	-	131,606.00
24	SARO-ROV-14-0016387	10/27/14	PGF,FY2014, RA 10633	101407	78,607.00			78,607.00					78,607.00	-	-	78,607.00
25	SARO-ROV-14-0016386	10/27/14	PGF,FY2014, RA 10633	101407	300,178.00			300,178.00					300,178.00	-	-	300,178.00
26	SARO-ROV-14-0015491	12/09/14	NW,FY2014, RA 10633	101252		23,941,463.00		23,941,463.00					-	23,941,463.00	-	23,941,463.00
27	SARO-ROV-14-0024958	12/22/14	NW,FY2014, RA 10633	101252		30,442,246.00		30,442,246.00					-	30,442,246.00	-	30,442,246.00
28	SARO-BMB-G-14-0024951	12/22/14	VAT,FY2014, RA 10633	101252		3,419,766.00		3,419,766.00					-	3,419,766.00	-	3,419,766.00
	Subtotal				3,210,857.00	21,424,663,400.00	-	21,427,874,257.00	-	-	-	-	3,210,857.00	21,424,663,400.00	-	21,427,874,257.00
	RO VI															
1	ROVI-14-0000568	02/04/14	SPF-PGF	101407	286,302.00			286,302.00					286,302.00	-	-	286,302.00
2	ROVI-14-0000690	02/07/14	SPF-PGF	101407	971,578.00			971,578.00					971,578.00	-	-	971,578.00

List of Allotments and Sub-Allotments
As of the quarter ending December 31, 2014

Department: Department of Budget and Management
Agency/OU: Regional Offices
Organization Code (UACS)
Fund: 101277

X	Current Year Appropriation
	Continuing Appropriation
	Supplemental Appropriation

No.	Allotments/Sub-Allotments		Funding Source		Allotments/Sub-Allotments received from Cos/Ros				Sub-Allotment to Regions/Operating Units				Total Allotments/Net of Sub-allotments			
	Number	Date	Description	UACS Code	PS	MOOE	CO	Total	PS	MOOE	CO	Total	PS	MOOE	CO	Total
1	2	3	4	5	6	7	8	9=(6+7+8)	10	11	12	13=(10+11+12)	14=(6+10)	15=(7+11)	16=(8+12)	17=(14+15+16)
3	ROVI-14-0001891	02/28/14	SPF-PGF	101407	601,750.00			601,750.00					601,750.00	-	-	601,750.00
4	ROVI-14-00002770	02/27/14	SPF-PGF	101407	821,157.00			821,157.00					821,157.00	-	-	821,157.00
5	BMB-G-14-0000028	01/15/14	Automatic Appro-IRA	104251				27,809,515,543.00					-	27,809,515,543.00	-	27,809,515,543.00
6	ROVI-14-0003653	04/01/14	SPF-PGF	101407	456,281.00			456,281.00					456,281.00	-	-	456,281.00
7	ROVI-14-0004305	04/14/14	SPF-PGF	101407	1,188,076.00			1,188,076.00					1,188,076.00	-	-	1,188,076.00
8	ROVI-14-0004390	04/15/14	SPF-PGF	101407	245,598.00			245,598.00					245,598.00	-	-	245,598.00
9	ROVI-14-0004023	04/08/14	SPF-PGF	101407	143,474.00			143,474.00					143,474.00	-	-	143,474.00
10	ROVI-14-0005348	05/08/14	SPF-PGF	101407	274,131.00			274,131.00					274,131.00	-	-	274,131.00
11	ROVI-14-0005350	05/08/14	SPF-PGF	101407	118,615.00			118,615.00					118,615.00	-	-	118,615.00
12	ROVI-14-0006046	05/26/14	SPF-PGF	101407	521,759.00			521,759.00					521,759.00	-	-	521,759.00
13	ROVI-14-0007303	06/11/14	SPF-PGF	101407	369,657.00			369,657.00					369,657.00	-	-	369,657.00
14	ROVI-14-0003269	03/25/14	ALGU - shares in VAT	101252		6,496,020.00		6,496,020.00					-	6,496,020.00	-	6,496,020.00
15	ROVI-14-0005099	05/02/14	ALGU - shares in Energy Resources	101252		580,863,489.00		580,863,489.00					-	580,863,489.00	-	580,863,489.00
16	ROVI-14-0005653	05/16/14	ALGU - shares from Mining Taxes	101252		130,396.00		130,396.00					-	130,396.00	-	130,396.00
17	BMB-G-14-0003335	03/26/14	IRA Withdrawal	104251		(1,017,418.00)		(1,017,418.00)					-	(1,017,418.00)	-	(1,017,418.00)
18	BMB-G-14-0005806	05/20/14	ALGU - shares in National Taxes	101252		44,399,944.00		44,399,944.00					-	44,399,944.00	-	44,399,944.00
19	ROVI-14-0008284	06/23/14	ALGU - shares from Burley & Native Tobacco Excise Tax	101252		359,648.00		359,648.00					-	359,648.00	-	359,648.00
20	ROVI-14-0009047	07/02/14	SPF-PGF	101407	97,634.00			97,634.00					97,634.00	-	-	97,634.00
21	ROVI-14-0009976	07/24/14	SPF-PGF	101407	87,440.00			87,440.00					87,440.00	-	-	87,440.00
22	ROVI-14-0010024	07/25/14	SPF-PGF	101407	191,701.00			191,701.00					191,701.00	-	-	191,701.00
23	ROVI-14-0011661	08/14/14	SPF-PGF	101407	79,696.00			79,696.00					79,696.00	-	-	79,696.00
24	ROVI-14-0013213	09/03/14	SPF-PGF	101407	174,316.00			174,316.00					174,316.00	-	-	174,316.00
25	ROVI-14-0013745	09/11/14	SPF-PGF	101407	425,748.00			425,748.00					425,748.00	-	-	425,748.00
26	ROVI-14-0015189	10/07/14	SPF-PGF	101407	149,244.00			149,244.00					149,244.00	-	-	149,244.00
27	ROVI-14-0016349	10/22/14	SPF-PGF	101407	971,922.00			971,922.00					971,922.00	-	-	971,922.00
28	ROVI-14-0017567	11/06/14	SPF-PGF	101407	198,213.00			198,213.00					198,213.00	-	-	198,213.00
29	ROVI-14-0018320	11/17/14	SPF-PGF	101407	521,632.00			521,632.00					521,632.00	-	-	521,632.00
30	ROVI-14-0019246	11/25/14	SPF-PGF	101407	825,132.00			825,132.00					825,132.00	-	-	825,132.00
31	ROVI-14-0020237	12/09/14	SPF-PGF	101407	144,122.00			144,122.00					144,122.00	-	-	144,122.00
32	ROVI-14-0020146	12/05/14	ALGU - shares from Mining Taxes	101252		93,610.00		93,610.00					-	93,610.00	-	93,610.00
	Subtotal				9,865,178.00	28,440,841,232.00		28,450,706,410.00					9,865,178.00	28,440,841,232.00		28,450,706,410.00
	ROVII															
1	BMB-G-14-0000029	15-Jan-14	Auto. Appro. - IRA Differential	104251		24,215,502,904.00		24,215,502,904.00					-	24,215,502,904.00	-	24,215,502,904.00
2	BMB-G-14-0003336	26-Mar-14	IRA FY 2014 RA 10633	104251		(3,768,921.00)		(3,768,921.00)					-	(3,768,921.00)	-	(3,768,921.00)
3	ROVII-14-0000849	11-Feb-14	SPF Natl Taxes, RA 10633	101252		3,052,645.00		3,052,645.00					-	3,052,645.00	-	3,052,645.00
4	ROVII-14-0001735	26-Feb-14	SPF PGF (TLB)	101407	75,100.00			75,100.00					75,100.00	-	-	75,100.00
5	ROVII-14-0001736	26-Feb-14	FY 2014 GAA, RA 10633	101407	586,530.00			586,530.00					586,530.00	-	-	586,530.00
6	ROVII-14-0001837	27-Feb-14		101407	6,395.00			6,395.00					6,395.00	-	-	6,395.00
7	ROVII-14-0001841	27-Feb-14		101407	105,716.00			105,716.00					105,716.00	-	-	105,716.00

List of Allotments and Sub-Allotments
As of the quarter ending December 31, 2014

Department: Department of Budget and Management
Agency/OU: Regional Offices
Organization Code (UACS)
Fund: 101277

X	Current Year Appropriation
	Continuing Appropriation
	Supplemental Appropriation

No.	Allotments/Sub-Allotments		Funding Source		Allotments/Sub-Allotments received from Cos/Ros				Sub-Allotment to Regions/Operating Units				Total Allotments/Net of Sub-allotments			
	Number	Date	Description	UACS Code	PS	MOOE	CO	Total	PS	MOOE	CO	Total	PS	MOOE	CO	Total
1	2	3	4	5	6	7	8	9=(6+7+8)	10	11	12	13=(10+11+12)	14=(6+10)	15=(7+11)	16=(8+12)	17=(14+15+16)
8	ROVII-14-0001836	27-Feb-14		101407	186,821.00			186,821.00					186,821.00	-	-	186,821.00
9	ROVII-14-0002607	12-Mar-14		101407	321,231.00			321,231.00					321,231.00	-	-	321,231.00
10	ROVII-14-0002880	17-Mar-14		101407	112,347.00			112,347.00					112,347.00	-	-	112,347.00
11	ROVII-14-0002882	17-Mar-14		101407	284,634.00			284,634.00					284,634.00	-	-	284,634.00
12	ROVII-14-0002851	14-Mar-14		101407	267,290.00			267,290.00					267,290.00	-	-	267,290.00
13	ROVII-14-0002879	17-Mar-14		101407	1,426,859.00			1,426,859.00					1,426,859.00	-	-	1,426,859.00
14	ROVII-14-0002881	17-Mar-14		101407	70,268.00			70,268.00					70,268.00	-	-	70,268.00
15	ROVII-14-0000789	10-Feb-14	SPF PGF (Monetization)	101407	514,741.00			514,741.00					514,741.00	-	-	514,741.00
16	ROVII-14-0000782	10-Feb-14	FY 2014 GAA, RA 10633	101407	257,608.00			257,608.00					257,608.00	-	-	257,608.00
17	ROVII-14-0000790	10-Feb-14		101407	310,270.00			310,270.00					310,270.00	-	-	310,270.00
18	ROVII-14-0000780	10-Feb-14		101407	133,288.00			133,288.00					133,288.00	-	-	133,288.00
19	ROVII-14-0000841	11-Feb-14		101407	239,591.00			239,591.00					239,591.00	-	-	239,591.00
20	ROVII-14-0002608	12-Mar-14		101407	132,114.00			132,114.00					132,114.00	-	-	132,114.00
21	ROVII-14-0001839	27-Feb-14		101407	102,604.00			102,604.00					102,604.00	-	-	102,604.00
22	ROVII-14-0002457	11-Mar-14		101407	132,512.00			132,512.00					132,512.00	-	-	132,512.00
23	ROVII-14-0002455	11-Mar-14		101407	354,044.00			354,044.00					354,044.00	-	-	354,044.00
24	ROVII-14-0002609	12-Mar-14		101407	1,078,034.00			1,078,034.00					1,078,034.00	-	-	1,078,034.00
25	ROVII-14-0002456	11-Mar-14		101407	137,252.00			137,252.00					137,252.00	-	-	137,252.00
26	ROVII-14-0002883	17-Mar-14		101407	47,760.00			47,760.00					47,760.00	-	-	47,760.00
27	ROVII-14-0002901	18-Mar-14		101407	36,846.00			36,846.00					36,846.00	-	-	36,846.00
28	ROVII-14-0002848	14-Mar-14		101407	769,243.00			769,243.00					769,243.00	-	-	769,243.00
29	ROVII-14-0002850	14-Mar-14		101407	315,135.00			315,135.00					315,135.00	-	-	315,135.00
30	ROVII-14-0002698	13-Mar-14		101407	413,050.00			413,050.00					413,050.00	-	-	413,050.00
31	ROVII-14-0002697	13-Mar-14		101407	107,274.00			107,274.00					107,274.00	-	-	107,274.00
32	ROVII-14-0005112	2-May-14	SPF Nat'l Taxes FY 2014 RA10633	101252		27,064,482.00		27,064,482.00					-	27,064,482.00	-	27,064,482.00
33	ROVII-14-0005276	7-May-14		101252		30,349,030.00		30,349,030.00					-	30,349,030.00	-	30,349,030.00
34	ROVII-14-0005646	16-May-14		101252		24,447,738.00		24,447,738.00					-	24,447,738.00	-	24,447,738.00
35	BMB-G-14-0006436	20-May-14		101252		78,182,445.00		78,182,445.00					-	78,182,445.00	-	78,182,445.00
36	ROVII-14-0008372	24-Jun-14		101252		55,872.00		55,872.00					-	55,872.00	-	55,872.00
37	ROVII-14-0003287	25-Mar-14	SPF PGF (TLB)	101407	36,819.00			36,819.00					36,819.00	-	-	36,819.00
38	ROVII-14-0003290	25-Mar-14	FY 2014 GAA, RA 10633	101407	158,760.00			158,760.00					158,760.00	-	-	158,760.00
39	ROVII-14-0003935	4-Apr-14		101407	37,151.00			37,151.00					37,151.00	-	-	37,151.00
40	ROVII-14-0004196	11-Apr-14		101407	561,816.00			561,816.00					561,816.00	-	-	561,816.00
41	ROVII-14-0004539	16-Apr-14		101407	186,605.00			186,605.00					186,605.00	-	-	186,605.00
42	ROVII-14-0004742	23-Apr-14		101407	6,500.00			6,500.00					6,500.00	-	-	6,500.00
43	ROVII-14-0005717	19-May-14		101407	169,353.00			169,353.00					169,353.00	-	-	169,353.00
44	ROVII-14-0006031	26-May-14		101407	61,558.00			61,558.00					61,558.00	-	-	61,558.00
45	ROVII-14-0006843	4-Jun-14		101407	199,520.00			199,520.00					199,520.00	-	-	199,520.00
46	ROVII-14-0006875	5-Jun-14		101407	178,427.00			178,427.00					178,427.00	-	-	178,427.00
47	ROVII-14-0006877	5-Jun-14		101407	216,804.00			216,804.00					216,804.00	-	-	216,804.00
48	ROVII-14-0007169	9-Jun-14		101407	53,308.00			53,308.00					53,308.00	-	-	53,308.00
49	ROVII-14-0008378	24-Jun-14		101407	61,545.00			61,545.00					61,545.00	-	-	61,545.00
50	ROVII-14-0008377	24-Jun-14		101407	197,336.00			197,336.00					197,336.00	-	-	197,336.00

List of Allotments and Sub-Allotments
As of the quarter ending December 31, 2014

Department: Department of Budget and Management
Agency/OU: Regional Offices
Organization Code (UACS)
Fund: 101277

X	Current Year Appropriation
	Continuing Appropriation
	Supplemental Appropriation

No.	Allotments/Sub-Allotments		Funding Source		Allotments/Sub-Allotments received from Cos/Ros				Sub-Allotment to Regions/Operating Units				Total Allotments/Net of Sub-allotments			
	Number	Date	Description	UACS Code	PS	MOOE	CO	Total	PS	MOOE	CO	Total	PS	MOOE	CO	Total
1	2	3	4	5	6	7	8	9=(6+7+8)	10	11	12	13=(10+11+12)	14=(6+10)	15=(7+11)	16=(8+12)	17=(14+15+16)
51	ROVII-14-0003288	25-Mar-14	SPF PGF (Monetization)	101407	388,395.00			388,395.00					388,395.00	-	-	388,395.00
52	ROVII-14-0003289	25-Mar-14	FY 2014 GAA, RA 10633	101407	329,688.00			329,688.00					329,688.00	-	-	329,688.00
53	ROVII-14-0004190	11-Apr-14		101407	79,839.00			79,839.00					79,839.00	-	-	79,839.00
54	ROVII-14-0004621	21-Apr-14		101407	4,411.00			4,411.00					4,411.00	-	-	4,411.00
55	ROVII-14-0004744	23-Apr-14		101407	286,465.00			286,465.00					286,465.00	-	-	286,465.00
56	ROVII-14-0004741	23-Apr-14		101407	825,513.00			825,513.00					825,513.00	-	-	825,513.00
57	ROVII-14-0004795	23-Apr-14		101407	395,847.00			395,847.00					395,847.00	-	-	395,847.00
58	ROVII-14-0005645	16-May-14		101407	408,061.00			408,061.00					408,061.00	-	-	408,061.00
59	ROVII-14-0005724	20-May-14		101407	83,275.00			83,275.00					83,275.00	-	-	83,275.00
60	ROVII-14-0005884	21-May-14		101407	273,837.00			273,837.00					273,837.00	-	-	273,837.00
61	ROVII-14-0005723	20-May-14		101407	158,639.00			158,639.00					158,639.00	-	-	158,639.00
62	ROVII-14-0005929	22-May-14		101407	45,271.00			45,271.00					45,271.00	-	-	45,271.00
63	ROVII-14-0005986	23-May-14		101407	287,039.00			287,039.00					287,039.00	-	-	287,039.00
64	ROVII-14-0005987	23-May-14		101407	142,338.00			142,338.00					142,338.00	-	-	142,338.00
65	ROVII-14-0006030	26-May-14		101407	104,023.00			104,023.00					104,023.00	-	-	104,023.00
66	ROVII-14-0006876	5-Jun-14		101407	285,501.00			285,501.00					285,501.00	-	-	285,501.00
67	ROVII-14-0006878	5-Jun-14		101407	698,982.00			698,982.00					698,982.00	-	-	698,982.00
68	ROVII-14-0007168	9-Jun-14		101407	226,030.00			226,030.00					226,030.00	-	-	226,030.00
69	ROVII-14-0007210	9-Jun-14		101407	32,479.00			32,479.00					32,479.00	-	-	32,479.00
70	ROVII-14-0007211	9-Jun-14		101407	491,058.00			491,058.00					491,058.00	-	-	491,058.00
71	ROVII-14-0007212	9-Jun-14		101407	166,428.00			166,428.00					166,428.00	-	-	166,428.00
72	ROVII-14-0007380	12-Jun-14		101407	891,044.00			891,044.00					891,044.00	-	-	891,044.00
73	ROVII-14-0007381	12-Jun-14		101407	101,298.00			101,298.00					101,298.00	-	-	101,298.00
74	ROVII-14-0008371	24-Jun-14		101407	949,203.00			949,203.00					949,203.00	-	-	949,203.00
75	ROVII-14-0008374	24-Jun-14		101407	40,401.00			40,401.00					40,401.00	-	-	40,401.00
76	ROVII-14-0008375	24-Jun-14		101407	286,321.00			286,321.00					286,321.00	-	-	286,321.00
77	ROVII-14-0008376	24-Jun-14		101407	754,313.00			754,313.00					754,313.00	-	-	754,313.00
78	ROVII-14-0008379	24-Jun-14		101407	113,538.00			113,538.00					113,538.00	-	-	113,538.00
79	ROVII-14-0009424	11-Jul-14	SPF PGF (TLB)	101407	57,536.00			57,536.00					57,536.00	-	-	57,536.00
80	ROVII-14-0009885	22-Jul-14	FY 2014 GAA, RA 10633	101407	228,822.00			228,822.00					228,822.00	-	-	228,822.00
81	ROVII-14-0010262	28-Jul-14		101407	11,933.00			11,933.00					11,933.00	-	-	11,933.00
82	ROVII-14-0010756	5-Aug-14		101407	72,320.00			72,320.00					72,320.00	-	-	72,320.00
83	ROVII-14-0010787	5-Aug-14		101407	70,828.00			70,828.00					70,828.00	-	-	70,828.00
84	ROVII-14-0012176	20-Aug-14		101407	516,894.00			516,894.00					516,894.00	-	-	516,894.00
85	ROVII-14-0012199	20-Aug-14		101407	228,135.00			228,135.00					228,135.00	-	-	228,135.00
86	ROVII-14-0012441	27-Aug-14		101407	3,402.00			3,402.00					3,402.00	-	-	3,402.00
87	ROVII-14-0013690	10-Sep-14		101407	158,607.00			158,607.00					158,607.00	-	-	158,607.00
88	ROVII-14-0013691	10-Sep-14		101407	224,579.00			224,579.00					224,579.00	-	-	224,579.00
89	ROVII-14-0013951	15-Sep-14		101407	155,801.00			155,801.00					155,801.00	-	-	155,801.00
90	ROVII-14-0014379	23-Sep-14		101407	70,792.00			70,792.00					70,792.00	-	-	70,792.00
91	ROVII-14-0014380	23-Sep-14		101407	176,194.00			176,194.00					176,194.00	-	-	176,194.00
92	ROVII-14-0014460	25-Sep-14		101407	102,424.00			102,424.00					102,424.00	-	-	102,424.00
93	ROVII-14-0014479	25-Sep-14		101407	91,801.00			91,801.00					91,801.00	-	-	91,801.00

List of Allotments and Sub-Allotments
As of the quarter ending December 31, 2014

Department: Department of Budget and Management
Agency/OU: Regional Offices
Organization Code (UACS)
Fund: 101277

X	Current Year Appropriation
	Continuing Appropriation
	Supplemental Appropriation

No.	Allotments/Sub-Allotments		Funding Source		Allotments/Sub-Allotments received from Cos/Ros				Sub-Allotment to Regions/Operating Units				Total Allotments/Net of Sub-allotments			
	Number	Date	Description	UACS Code	PS	MOOE	CO	Total	PS	MOOE	CO	Total	PS	MOOE	CO	Total
1	2	3	4	5	6	7	8	9=(6+7+8)	10	11	12	13=(10+11+12)	14=(6+10)	15=(7+11)	16=(8+12)	17=(14+15+16)
94	ROVII-14-0009228	8-Jul-14	SPF PGF (Monetization)	101407	150,759.00			150,759.00					150,759.00	-	-	150,759.00
95	ROVII-14-0009229	8-Jul-14	FY 2014 GAA, RA 10633	101407	144,964.00			144,964.00					144,964.00	-	-	144,964.00
96	ROVII-14-0009255	8-Jul-14		101407	402,795.00			402,795.00					402,795.00	-	-	402,795.00
97	ROVII-14-0009276	8-Jul-14		101407	246,301.00			246,301.00					246,301.00	-	-	246,301.00
98	ROVII-14-0009277	8-Jul-14		101407	88,536.00			88,536.00					88,536.00	-	-	88,536.00
99	ROVII-14-0009444	11-Jul-14		101407	90,089.00			90,089.00					90,089.00	-	-	90,089.00
100	ROVII-14-0009447	11-Jul-14		101407	379,003.00			379,003.00					379,003.00	-	-	379,003.00
101	ROVII-14-0009504	14-Jul-14		101407	263,578.00			263,578.00					263,578.00	-	-	263,578.00
102	ROVII-14-0009887	22-Jul-14		101407	246,795.00			246,795.00					246,795.00	-	-	246,795.00
103	ROVII-14-0010264	28-Jul-14		101407	249,127.00			249,127.00					249,127.00	-	-	249,127.00
104	ROVII-14-0012040	18-Aug-14		101407	191,293.00			191,293.00					191,293.00	-	-	191,293.00
105	ROVII-14-0012198	20-Aug-14		101407	332,622.00			332,622.00					332,622.00	-	-	332,622.00
106	ROVII-14-0012358	26-Aug-14		101407	124,192.00			124,192.00					124,192.00	-	-	124,192.00
107	ROVII-14-0012527	28-Aug-14		101407	164,556.00			164,556.00					164,556.00	-	-	164,556.00
108	ROVII-14-0013383	4-Sep-14		101407	525,573.00			525,573.00					525,573.00	-	-	525,573.00
109	ROVII-14-0013566	8-Sep-14		101407	45,378.00			45,378.00					45,378.00	-	-	45,378.00
110	ROVII-14-0013807	11-Sep-14		101407	62,572.00			62,572.00					62,572.00	-	-	62,572.00
111	ROVII-14-0013809	11-Sep-14		101407	114,111.00			114,111.00					114,111.00	-	-	114,111.00
112	ROVII-14-0014384	23-Sep-14		101407	385,250.00			385,250.00					385,250.00	-	-	385,250.00
113	ROVII-14-0001477	25-Sep-14		101407	523,505.00			523,505.00					523,505.00	-	-	523,505.00
114	ROVII-14-0023076	15-Dec-14	SPF Nat'l Taxes, RA10633	101252		29,101,462.00		29,101,462.00					-	29,101,462.00	-	29,101,462.00
115	ROVII-14-0015306	8-Oct-14	SPF PGF (TLB)	101407	17,218.00			17,218.00					17,218.00	-	-	17,218.00
116	ROVII-14-0016237	21-Oct-14	FY 2014 GAA, RA 10633	101407	258,670.00			258,670.00					258,670.00	-	-	258,670.00
117	ROVII-14-0016736	24-Oct-14		101407	349,822.00			349,822.00					349,822.00	-	-	349,822.00
118	ROVII-14-0016760	24-Oct-14		101407	38,186.00			38,186.00					38,186.00	-	-	38,186.00
119	ROVII-14-0016896	27-Oct-14		101407	234,037.00			234,037.00					234,037.00	-	-	234,037.00
120	ROVII-14-0017646	7-Nov-14		101407	94,208.00			94,208.00					94,208.00	-	-	94,208.00
121	ROVII-14-0017683	7-Nov-14		101407	133,968.00			133,968.00					133,968.00	-	-	133,968.00
122	ROVII-14-0018548	19-Nov-14		101407	264,891.00			264,891.00					264,891.00	-	-	264,891.00
123	ROVII-14-0019330	26-Nov-14		101407	22,322.00			22,322.00					22,322.00	-	-	22,322.00
124	ROVII-14-0023519	16-Dec-14		101407	39,950.00			39,950.00					39,950.00	-	-	39,950.00
125	ROVII-14-0015235	7-Oct-14		101407	5,305.00			5,305.00					5,305.00	-	-	5,305.00
126	ROVII-14-0015829	14-Oct-14		101407	84,277.00			84,277.00					84,277.00	-	-	84,277.00
127	ROVII-14-0016070	17-Oct-14		101407	257,578.00			257,578.00					257,578.00	-	-	257,578.00
128	ROVII-14-0016071	17-Oct-14		101407	105,384.00			105,384.00					105,384.00	-	-	105,384.00
129	ROVII-14-0016402	23-Oct-14		101407	544,189.00			544,189.00					544,189.00	-	-	544,189.00
130	ROVII-14-0016403	23-Oct-14		101407	631,093.00			631,093.00					631,093.00	-	-	631,093.00
131	ROVII-14-0016761	24-Oct-14		101407	406,552.00			406,552.00					406,552.00	-	-	406,552.00
132	ROVII-14-0016954	28-Oct-14		101407	153,701.00			153,701.00					153,701.00	-	-	153,701.00
133	ROVII-14-0016955	28-Oct-14		101407	663,125.00			663,125.00					663,125.00	-	-	663,125.00
134	ROVII-14-0016956	28-Oct-14		101407	587,850.00			587,850.00					587,850.00	-	-	587,850.00
135	ROVII-14-0017600	6-Nov-14		101407	34,557.00			34,557.00					34,557.00	-	-	34,557.00
136	ROVII-14-00017601	6-Nov-14		101407	64,551.00			64,551.00					64,551.00	-	-	64,551.00

List of Allotments and Sub-Allotments
As of the quarter ending December 31, 2014

Department: Department of Budget and Management
Agency/OU: Regional Offices
Organization Code (UACS)
Fund: 101277

X	Current Year Appropriation
	Continuing Appropriation
	Supplemental Appropriation

No.	Allotments/Sub-Allotments		Funding Source		Allotments/Sub-Allotments received from Cos/Ros				Sub-Allotment to Regions/Operating Units				Total Allotments/Net of Sub-allotments			
	Number	Date	Description	UACS Code	PS	MOOE	CO	Total	PS	MOOE	CO	Total	PS	MOOE	CO	Total
1	2	3	4	5	6	7	8	9=(6+7+8)	10	11	12	13=(10+11+12)	14=(6+10)	15=(7+11)	16=(8+12)	17=(14+15+16)
137	ROVII-14-0017630	7-Nov-14		101407	31,412.00			31,412.00					31,412.00	-	-	31,412.00
138	ROVII-14-0017669	7-Nov-14		101407	131,134.00			131,134.00					131,134.00	-	-	131,134.00
139	ROVII-14-0017681	7-Nov-14		101407	128,121.00			128,121.00					128,121.00	-	-	128,121.00
140	ROVII-14-0017947	12-Nov-14		101407	43,928.00	2,566,995,069.00		43,928.00					43,928.00	-	-	43,928.00
141	ROVII-14-0018430	18-Nov-14		101407	187,908.00	24,472,881,277.00		187,908.00					187,908.00	-	-	187,908.00
142	ROVII-14-0018431	18-Nov-14		101407	36,167.00	(21,905,886,208.00)		36,167.00					36,167.00	-	-	36,167.00
143	ROVII-14-0018432	18-Nov-14		101407	30,189.00			30,189.00					30,189.00	-	-	30,189.00
144	ROVII-14-0018547	19-Nov-14		101407	83,794.00			83,794.00					83,794.00	-	-	83,794.00
145	ROVII-14-0018549	19-Nov-14		101407	585,141.00			585,141.00					585,141.00	-	-	585,141.00
146	ROVII-14-0018579	19-Nov-14		101407	311,999.00			311,999.00					311,999.00	-	-	311,999.00
147	ROVII-14-0018974	21-Nov-14		101407	173,861.00			173,861.00					173,861.00	-	-	173,861.00
148	ROVII-14-0019300	26-Nov-14		101407	82,859.00			82,859.00					82,859.00	-	-	82,859.00
149	ROVII-14-0023520	16-Dec-14		101407	622,661.00			622,661.00					622,661.00	-	-	622,661.00
150	ROVII-14-0023521	16-Dec-14		101407	52,649.00			52,649.00					52,649.00	-	-	52,649.00
	Subtotal				33,893,620.00	24,403,987,657.00	-	24,437,881,277.00	-	-	-	-	33,893,620.00	24,403,987,657.00	-	24,437,881,277.00
	ROVIII															
1	G-14-0000030	01/15/14	IRA	104251		21,237,322,354.00		21,237,322,354.00					-	21,237,322,354.00	-	21,237,322,354.00
2	ROVIII-14-0000320	01/27/14	RA 10633			145,945.00		145,945.00					-	145,945.00	-	145,945.00
3	ROVIII-14-0000319	01/27/14				980,861.00		980,861.00					-	980,861.00	-	980,861.00
4	SARO-BMB-G-14-0003337	03/26/14	IRA	104251		(10,643,494.00)		(10,643,494.00)					-	(10,643,494.00)	-	(10,643,494.00)
5	ROVIII-14-0005809	05/09/14	ALGU - National Taxes	101252		35,898,233.00		35,898,233.00					-	35,898,233.00	-	35,898,233.00
6	ROVIII-14-0005445	05/12/14		101252		3,380.00		3,380.00					-	3,380.00	-	3,380.00
7	ROVIII-14-0005427	05/09/14		101252		55,543,864.00		55,543,864.00					-	55,543,864.00	-	55,543,864.00
8	ROVIII-14-0008341	06/24/14		101252		221,026.00		221,026.00					-	221,026.00	-	221,026.00
9	ROVIII-14-0004530	04/15/14	PGF, FY 2014, RA 10633	101407		386,225.00		386,225.00					386,225.00	-	-	386,225.00
10	ROVIII-14-0008343	06/24/14		101407		43,490.00		43,490.00					43,490.00	-	-	43,490.00
11	ROVIII-14-0009455	07/11/14		101407		207,541.00		207,541.00					207,541.00	-	-	207,541.00
12	ROVIII-14-0009762	07/21/14		101407		751,044.00		751,044.00					751,044.00	-	-	751,044.00
13	ROVIII-14-0009758	07/21/14		101407		436,749.00		436,749.00					436,749.00	-	-	436,749.00
14	ROVIII-14-0010685	08/04/14		101407		259,442.00	21.00	259,442.00					259,442.00	-	-	259,442.00
15	ROVIII-14-0012445	08/27/14		101407		141,754.00	21,321,988,883.00	141,754.00					141,754.00	-	-	141,754.00
16	ROVIII-14-0013358	09/04/14		101407		290,469.00	(21,321,988,862.00)	290,469.00					290,469.00	-	-	290,469.00
17	ROVIII-14-0013358	09/04/14		101407		274,425.00		274,425.00					274,425.00	-	-	274,425.00
18	ROVIII-14-0013358	09/04/14		101407		234,256.00		234,256.00					234,256.00	-	-	234,256.00
19	ROVIII-14-0019006	11/24/14		101407		35,124.00		35,124.00					35,124.00	-	-	35,124.00
20	ROVIII-14-0024555	12/19/14		101407		93,710.00		93,710.00					93,710.00	-	-	93,710.00
21	ROVIII-14-0019233	11/25/14	ALGU (Mining Taxes)	101252		37,156.00		37,156.00					-	37,156.00	-	37,156.00
22	ROVIII-14-0019233	11/25/14		101252		14,957.00		14,957.00					-	14,957.00	-	14,957.00
23	ROVIII-14-0022403	12/12/14		101252		3,537.00		3,537.00					-	3,537.00	-	3,537.00
24	ROVIII-14-0022403	12/12/14		101252		123.00		123.00					-	123.00	-	123.00
25	ROVIII-14-0022403	12/12/14		101252		153.00		153.00					-	153.00	-	153.00
26	ROVIII-14-0022403	12/12/14		101252		122.00		122.00					-	122.00	-	122.00
27	ROVIII-14-0027702	12/29/14	SPF-ALGU (VAT)	101252		337,204.00		337,204.00					-	337,204.00	-	337,204.00

List of Allotments and Sub-Allotments
As of the quarter ending December 31, 2014

Department: Department of Budget and Management
Agency/OU: Regional Offices
Organization Code (UACS)
Fund: 101277

X	Current Year Appropriation
	Continuing Appropriation
	Supplemental Appropriation

No.	Allotments/Sub-Allotments		Funding Source		Allotments/Sub-Allotments received from Cos/Ros				Sub-Allotment to Regions/Operating Units				Total Allotments/Net of Sub-allotments			
	Number	Date	Description	UACS Code	PS	MOOE	CO	Total	PS	MOOE	CO	Total	PS	MOOE	CO	Total
1	2	3	4	5	6	7	8	9=(6+7+8)	10	11	12	13=(10+11+12)	14=(6+10)	15=(7+11)	16=(8+12)	17=(14+15+16)
	Subtotal				3,154,229.00	21,319,865,421.00	-	21,323,019,650.00	-	-	-	-	3,154,229.00	21,319,865,421.00	-	21,323,019,650.00
	ROIX															
1	SARO-BMB-G-14-0000031	01/15/14	ALGU, IRA, Auto Appro.	104251		20,303,860,074.00		20,303,860,074.00						20,303,860,074.00		20,303,860,074.00
2	SARO No. ROIX-14-0000195	01/22/14	PGF, RA 10633	101407	247,912.00			247,912.00					247,912.00			247,912.00
3	SARO No. ROIX-14-0000196	01/22/14	PGF, RA 10633	101407	286,227.00			286,227.00					286,227.00			286,227.00
4	SARO No. ROIX-14-0000394	01/29/14	PGF, RA 10633	101407	37,419.00			37,419.00					37,419.00			37,419.00
5	SARO No. ROIX-14-0000760	02/09/14	PGF, RA 10633	101407	65,585.00			65,585.00					65,585.00			65,585.00
6	SARO No. ROIX-14-0002935	03/18/14	PGF, RA 10633	101407	232,135.00			232,135.00					232,135.00			232,135.00
7	SARO No. ROIX-14-0002936	03/18/14	PGF, RA 10633	101407	8,280.00			8,280.00					8,280.00			8,280.00
8	SARO No. ROIX-14-0002912	03/18/14	PGF, RA 10633	101407	3,286.00			3,286.00					3,286.00			3,286.00
9	SARO No. ROIX-14-0002920	03/18/14	PGF, RA 10633	101407	22,703.00			22,703.00					22,703.00			22,703.00
10	SARO No. ROIX-14-0001211	02/19/14	ALGU, Proceeds Nat'l taxes, RA 10633	101252		89,414.00		89,414.00						89,414.00		89,414.00
11	SARO No. ROIX-14-0003812	04/04/14	PGF, RA 10633	101407	134,395.00			134,395.00					134,395.00			134,395.00
12	SARO No. ROIX-14-0004250	04/11/14	PGF, RA 10633	101407	91,546.00			91,546.00					91,546.00			91,546.00
13	SARO No. ROIX-14-0002919	03/18/14	PGF, RA 10633	101407	446,853.00			446,853.00					446,853.00			446,853.00
14	SARO No. ROIX-14-0005507	05/13/14	PGF, RA 10633	101407	283,044.00			283,044.00					283,044.00			283,044.00
15	SARO No. ROIX-14-0005917	05/13/14	PGF, RA 10633	101407	5,946.00			5,946.00					5,946.00			5,946.00
16	SARO No. ROIX-14-0004967	04/29/14	ALGU, Proceeds Nat'l taxes, RA 10633	101252		902,867.00		902,867.00						902,867.00		902,867.00
17	SARO No. ROIX-14-0004968	04/29/14	ALGU, Proceeds Nat'l taxes, RA 10633	101252		4,051,904.00		4,051,904.00						4,051,904.00		4,051,904.00
18	SARO No. ROIX-14-0005389	05/08/14	ALGU, Proceeds Nat'l taxes, RA 10633	101252		5,277,329.00		5,277,329.00						5,277,329.00		5,277,329.00
19	SARO No. ROIX-14-0008359	06/24/14	ALGU, Proceeds Nat'l taxes, RA 10633	101252		249,159.00		249,159.00						249,159.00		249,159.00
20	SARO-BMB-G-13-0005811	05/20/14	ALGU, Proceeds Nat'l taxes, RA 10633	101252		50,902,726.00		50,902,726.00						50,902,726.00		50,902,726.00
21	SARO-BMB-G-13-0003338	03/26/14	IRA	104251		(1,094,855.00)		(1,094,855.00)						(1,094,855.00)		(1,094,855.00)
22	SARO No. ROIX-14-0008852	06/27/14	PGF, RA 10633	101407	288,762.00			288,762.00					288,762.00			288,762.00
23	SARO No. ROIX-14-0009634	07/18/14	PGF, RA 10633	101407	25,370.00			25,370.00					25,370.00			25,370.00
24	SARO No. ROIX-14-0011467	08/13/14	PGF, RA 10633	101407	487,643.00			487,643.00					487,643.00			487,643.00
25	SARO No. ROIX-14-0017486	11/05/14	PGF, RA 10633	101407	414,167.00			414,167.00					414,167.00			414,167.00
26	SARO No. ROIX-14-0017967	11/12/14	PGF, RA 10633	101407	64,853.00			64,853.00					64,853.00			64,853.00
27	SARO No. ROIX-14-0023246	12/15/14	PGF, RA 10633	101407	24,601.00			24,601.00					24,601.00			24,601.00
28	SARO No. ROIX-14-0023304	12/16/14	PGF, RA 10633	101407	121,684.00			121,684.00					121,684.00			121,684.00
29	SARO No. ROIX-14-0021695	12/12/14	ALGU, Proceeds Nat'l taxes, RA 10633	101252		4,041,182.00		4,041,182.00						4,041,182.00		4,041,182.00
30	SARO No. ROIX-14-0021679	12/12/14	ALGU, Proceeds Nat'l taxes, RA 10633	101252		1,120,082.00		1,120,082.00						1,120,082.00		1,120,082.00
31	SARO No. ROIX-14-0020242	12/08/14	ALGU, Proceeds Nat'l taxes, RA 10633	101252		2,925,624.00		2,925,624.00						2,925,624.00		2,925,624.00
	Subtotal				3,292,411.00	20,372,325,506.00	-	20,375,617,917.00	-	-	-	-	3,292,411.00	20,372,325,506.00	-	20,375,617,917.00

List of Allotments and Sub-Allotments
As of the quarter ending December 31, 2014

Department: Department of Budget and Management
Agency/OU: Regional Offices
Organization Code (UACS)
Fund: 101277

X

Current Year Appropriation
Continuing Appropriation
Supplemental Appropriation

No.	Allotments/Sub-Allotments		Funding Source		Allotments/Sub-Allotments received from Cos/Ros				Sub-Allotment to Regions/Operating Units				Total Allotments/Net of Sub-allotments			
	Number	Date	Description	UACS Code	PS	MOOE	CO	Total	PS	MOOE	CO	Total	PS	MOOE	CO	Total
1	2	3	4	5	6	7	8	9=(6+7+8)	10	11	12	13=(10+11+12)	14=(6+10)	15=(7+11)	16=(8+12)	17=(14+15+16)
	ROX															
1	G-14-0000032	01/15/14	SPF	104251		15,264,492,113.00		15,264,492,113.00					-	15,264,492,113.00	-	15,264,492,113.00
2	G-14-0000032	01/15/14	SPF	104251		3,158,260,883.00		3,158,260,883.00					-	3,158,260,883.00	-	3,158,260,883.00
3	ROX-14-0001417	02/21/14	SPF	101407	9,832.00			9,832.00					9,832.00	-	-	9,832.00
4	ROX-14-0006447	02/21/14	SPF	101252		4,235,200.00		4,235,200.00					-	4,235,200.00	-	4,235,200.00
5	G-14-0005812	05/28/14	SPF	101252		27,401,908.00		27,401,908.00					-	27,401,908.00	-	27,401,908.00
6	ROX-14-0006991	06/06/14	SPF	101407	115,984.00			115,984.00					115,984.00	-	-	115,984.00
8	ROX-14-0004956	04/28/14	SPF	101252		107,876.00		107,876.00					-	107,876.00	-	107,876.00
9	ROX-14-0004956	04/28/14	SPF	101252		284,623.00		284,623.00					-	284,623.00	-	284,623.00
10	ROX-14-0005277	05/07/14	SPF	101252		280,590.00		280,590.00					-	280,590.00	-	280,590.00
11	ROX-14-0008295	06/23/14	SPF	101252		10,742,243.00		10,742,243.00					-	10,742,243.00	-	10,742,243.00
12	ROX-14-0009954	07/23/14	SPF	101407	68,655.00			68,655.00					68,655.00	-	-	68,655.00
13	ROX-14-0014186	09/22/14	SPF	101407	5,772.00			5,772.00					5,772.00	-	-	5,772.00
14	ROX-14-0015287	10/08/14	SPF	101407	201,624.00			201,624.00					201,624.00	-	-	201,624.00
15	ROX-14-0019091	11/24/14	SPF	101407	157,299.00			157,299.00					157,299.00	-	-	157,299.00
16	ROX-14-0015364	10/09/14	SPF	101407	23,552.00			23,552.00					23,552.00	-	-	23,552.00
17	ROX-14-0020197	12/05/14	SPF	101252		94,088.00		94,088.00					-	94,088.00	-	94,088.00
18	ROX-14-0020197	12/05/14	SPF	101252		178,739.00		178,739.00					-	178,739.00	-	178,739.00
	Subtotal				582,718.00	18,466,078,263.00	-	18,466,660,981.00	-	-	-	-	582,718.00	18,466,078,263.00	-	18,466,660,981.00
	ROXI															
1	SARO BMB-G-14-0000033	1/15/2014	FY 2014, RA 10633	104251		16,332,693,856.00		16,332,693,856.00					-	16,332,693,856.00	-	16,332,693,856.00
2	SARO-ROXI-14-0000178	1/21/2014	PGF, RA 10633	101407	692,668.00			692,668.00					692,668.00	-	-	692,668.00
3	SARO-ROXI-14-0000179	1/21/2014	PGF, RA 10633	101407	308,243.00			308,243.00					308,243.00	-	-	308,243.00
4	SARO-ROXI-14-0000399	1/30/2014	PGF, RA 10633	101407	184,754.00			184,754.00					184,754.00	-	-	184,754.00
5	SARO-ROXI-14-0000651	2/6/2014	PGF, RA 10633	101407	88,415.00			88,415.00					88,415.00	-	-	88,415.00
6	SARO-ROXI-14-0000719	2/7/2014	PGF, RA 10633	101407	197,638.00			197,638.00					197,638.00	-	-	197,638.00
7	SARO-ROXI-14-0000717	2/7/2014	PGF, RA 10633	101407	164,918.00			164,918.00					164,918.00	-	-	164,918.00
8	SARO-ROXI-14-0000798	2/11/2014	PGF, RA 10633	101407	247,383.00			247,383.00					247,383.00	-	-	247,383.00
9	SARO-ROXI-14-0000904	2/12/2014	FY 2014, RA 10633	101252		6,565,905.00		6,565,905.00					-	6,565,905.00	-	6,565,905.00
10	SARO-ROXI-14-0001095	2/17/2014	PGF, RA 10633	101407	504,111.00			504,111.00					504,111.00	-	-	504,111.00
11	SARO-ROXI-14-0001601	2/25/2014	PGF, RA 10633	101407	486,514.00			486,514.00					486,514.00	-	-	486,514.00
12	SARO-ROXI-14-0001659	2/25/2014	PGF, RA 10633	101407	552,060.00			552,060.00					552,060.00	-	-	552,060.00
13	SARO-ROXI-14-0002689	3/13/2014	PGF, RA 10633	101407	365,911.00			365,911.00					365,911.00	-	-	365,911.00
14	SARO-ROXI-14-0002690	3/13/2014	PGF, RA 10633	101407	79,673.00			79,673.00					79,673.00	-	-	79,673.00
15	SARO-ROXI-14-0002807	3/14/2014	PGF, RA 10633	101407	45,610.00			45,610.00					45,610.00	-	-	45,610.00
16	SARO-ROXI-14-0002822	3/14/2014	PGF, RA 10633	101407	30,140.00			30,140.00					30,140.00	-	-	30,140.00
17	SARO-ROXI-14-0003198	3/21/2014	PGF, RA 10633	101407	594,441.00			594,441.00					594,441.00	-	-	594,441.00
18	SARO-ROXI-14-0003315	3/26/2014	PGF, RA 10633	101407	307,320.00			307,320.00					307,320.00	-	-	307,320.00
19	SARO-ROXI-14-0003970	4/7/2014	PGF, RA 10633	101407	122,604.00			122,604.00					122,604.00	-	-	122,604.00
20	SARO-ROXI-14-0003971	4/7/2014	PGF, RA 10633	101407	351,441.00			351,441.00					351,441.00	-	-	351,441.00
21	SARO-ROXI-14-0004016	4/8/2014	PGF, RA 10633	101407	53,934.00			53,934.00					53,934.00	-	-	53,934.00
22	SARO-ROXI-14-0004017	4/8/2014	PGF, RA 10633	101407	619,150.00			619,150.00					619,150.00	-	-	619,150.00
23	SARO-ROXI-14-0004073	4/8/2014	PGF, RA 10633	101407	160,745.00			160,745.00					160,745.00	-	-	160,745.00

List of Allotments and Sub-Allotments
As of the quarter ending December 31, 2014

Department: Department of Budget and Management
Agency/OU: Regional Offices
Organization Code (UACS)
Fund: 101277

X	Current Year Appropriation
	Continuing Appropriation
	Supplemental Appropriation

No.	Allotments/Sub-Allotments		Funding Source		Allotments/Sub-Allotments received from Cos/Ros				Sub-Allotment to Regions/Operating Units				Total Allotments/Net of Sub-allotments			
	Number	Date	Description	UACS Code	PS	MOOE	CO	Total	PS	MOOE	CO	Total	PS	MOOE	CO	Total
1	2	3	4	5	6	7	8	9=(6+7+8)	10	11	12	13=(10+11+12)	14=(6+10)	15=(7+11)	16=(8+12)	17=(14+15+16)
24	SARO-ROXI-14-0004470	4/15/2014	PGF, RA 10633	101407	252,586.00			252,586.00					252,586.00	-	-	252,586.00
25	SARO-ROXI-14-0004695	4/22/2014	PGF, RA 10633	101407	88,630.00			88,630.00					88,630.00	-	-	88,630.00
26	SARO-ROXI-14-0004804	4/24/2014	PGF, RA 10633	101407	1,129,441.00			1,129,441.00					1,129,441.00	-	-	1,129,441.00
27	SARO-ROXI-14-0004989	4/29/2014	FY 2014, RA 10633	101252		2,852,107.00		2,852,107.00						2,852,107.00	-	2,852,107.00
28	SARO-ROXI-14-0005205	5/6/2014	PGF, RA 10633	101407	85,066.00			85,066.00					85,066.00	-	-	85,066.00
29	SARO-ROXI-14-0005309	5/8/2014	FY 2014, RA 10633	101252		31,193.00		31,193.00						31,193.00	-	31,193.00
30	SARO-ROXI-14-0005606	5/15/2014	PGF, RA 10633	101407	1,268,878.00			1,268,878.00					1,268,878.00	-	-	1,268,878.00
31	SARO-ROXI-14-0005657	5/16/2014	PGF, RA 10633	101407	320,685.00			320,685.00					320,685.00	-	-	320,685.00
32	SARO-ROXI-14-0005659	5/16/2014	PGF, RA 10633	101407	64,902.00			64,902.00					64,902.00	-	-	64,902.00
33	SARO-ROXI-14-0005656	5/16/2014	PGF, RA 10633	101407	214,221.00			214,221.00					214,221.00	-	-	214,221.00
34	SARO BMB-G-14-0005813	5/20/2014	FY 2014, RA 10633	101252		28,122,391.00		28,122,391.00						28,122,391.00	-	28,122,391.00
35	SARO-ROXI-14-0005718	5/19/2014	PGF, RA 10633	101407	94,207.00			94,207.00					94,207.00	-	-	94,207.00
36	SARO-ROXI-14-0007283	6/10/2014	PGF, RA 10633	101407	397,666.00			397,666.00					397,666.00	-	-	397,666.00
37	SARO-ROXI-14-0007891	6/17/2014	PGF, RA 10633	101407	80,846.00			80,846.00					80,846.00	-	-	80,846.00
38	SARO-ROXI-14-0008294	6/23/2014	PGF, RA 10633	101407		94,947.00		94,947.00						94,947.00	-	94,947.00
39	SARO-ROXI-14-0009075	7/3/2014	PGF, RA 10633	101407	543,353.00			543,353.00					543,353.00	-	-	543,353.00
40	SARO-ROXI-14-0009251	7/8/2014	PGF, RA 10633	101407	42,463.00			42,463.00					42,463.00	-	-	42,463.00
41	SARO-ROXI-14-0009419	7/11/2014	PGF, RA 10633	101407	3,638.00			3,638.00					3,638.00	-	-	3,638.00
42	SARO-ROXI-14-0009536	7/15/2014	PGF, RA 10633	101407	103,120.00			103,120.00					103,120.00	-	-	103,120.00
43	SARO-ROXI-14-0010806	8/5/2014	PGF, RA 10633	101407	52,040.00			52,040.00					52,040.00	-	-	52,040.00
44	SARO-ROXI-14-0010836	8/5/2014	PGF, RA 10633	101407	52,582.00			52,582.00					52,582.00	-	-	52,582.00
45	SARO-ROXI-14-0011299	8/11/2014	PGF, RA 10633	101407	319,252.00			319,252.00					319,252.00	-	-	319,252.00
46	SARO-ROXI-14-0011355	8/12/2014	PGF, RA 10633	101407	177,124.00			177,124.00					177,124.00	-	-	177,124.00
47	SARO-ROXI-14-0012193	8/20/2014	PGF, RA 10633	101407	287,466.00			287,466.00					287,466.00	-	-	287,466.00
48	SARO-ROXI-14-0012194	8/20/2014	PGF, RA 10633	101407	183,104.00			183,104.00					183,104.00	-	-	183,104.00
49	SARO-ROXI-14-0013091	9/2/2014	PGF, RA 10633	101407	252,293.00			252,293.00					252,293.00	-	-	252,293.00
50	SARO-ROXI-14-0013094	9/2/2014	PGF, RA 10633	101407	398,591.00			398,591.00					398,591.00	-	-	398,591.00
51	SARO-ROXI-14-0013788	9/11/2014	PGF, RA 10633	101407	13,549.00			13,549.00					13,549.00	-	-	13,549.00
52	SARO-ROXI-14-0014000	9/16/2014	PGF, RA 10633	101407	76,783.00			76,783.00					76,783.00	-	-	76,783.00
53	SARO-ROXI-14-0017035	10/29/2014	PGF, RA 10633	101407	96,863.00			96,863.00					96,863.00	-	-	96,863.00
54	SARO-ROXI-14-0017275	11/3/2014	PGF, RA 10633	101407	945,672.00			945,672.00					945,672.00	-	-	945,672.00
55	SARO-ROXI-14-0018322	11/17/2014	PGF, RA 10633	101407	901,376.00			901,376.00					901,376.00	-	-	901,376.00
56	SARO-ROXI-14-0018323	11/17/2014	PGF, RA 10633	101407	141,423.00			141,423.00					141,423.00	-	-	141,423.00
57	SARO-ROXI-14-0018328	11/17/2014	PGF, RA 10633	101407	65,005.00			65,005.00					65,005.00	-	-	65,005.00
58	SARO-ROXI-14-0018417	11/18/2014	PGF, RA 10633	101407	89,164.00			89,164.00					89,164.00	-	-	89,164.00
59	SARO-ROXI-14-0018945	11/21/2014	PGF, RA 10633	101407	366,093.00			366,093.00					366,093.00	-	-	366,093.00
60	SARO-ROXI-14-0018939	11/21/2014	FY 2014, RA 10633	101252		231,308.00		231,308.00						231,308.00	-	231,308.00
61	SARO-ROXI-14-0019371	11/27/2014	PGF, RA 10633	101407	5,009.00			5,009.00					5,009.00	-	-	5,009.00
62	SARO-ROXI-14-0020404	12/9/2014	PGF, RA 10633	101407	177,081.00			177,081.00					177,081.00	-	-	177,081.00
63	SARO-ROXI-14-0020895	12/10/2014	PGF, RA 10633	101407	453,887.00			453,887.00					453,887.00	-	-	453,887.00
64	SARO-ROXI-14-0022995	12/15/2014	FY 2014, RA 10633	101407		10,311,068.00		10,311,068.00						10,311,068.00	-	10,311,068.00
65	SARO-ROXI-14-0027631	12/29/2014	FY 2014, RA 10633	101407		199,800.00		199,800.00						199,800.00	-	199,800.00
	Subtotal				15,901,732.00	16,381,102,575.00	-	16,397,004,307.00	-	-	-	-	15,901,732.00	16,381,102,575.00	-	16,397,004,307.00

List of Allotments and Sub-Allotments
As of the quarter ending December 31, 2014

Department: Department of Budget and Management
Agency/OU: Regional Offices
Organization Code (UACS)
Fund: 101277

X	Current Year Appropriation
	Continuing Appropriation
	Supplemental Appropriation

No.	Allotments/Sub-Allotments		Funding Source		Allotments/Sub-Allotments received from Cos/Ros				Sub-Allotment to Regions/Operating Units				Total Allotments/Net of Sub-allotments			
	Number	Date	Description	UACS Code	PS	MOOE	CO	Total	PS	MOOE	CO	Total	PS	MOOE	CO	Total
1	2	3	4	5	6	7	8	9=(6+7+8)	10	11	12	13=(10+11+12)	14=(6+10)	15=(7+11)	16=(8+12)	17=(14+15+16)
	ROXII															
1	BMB-G-14-0000034	01/15/14	Automatic Appro-IRA	104251		24,913,416,946.00		24,913,416,946.00					-	24,913,416,946.00	-	24,913,416,946.00
2	ROXII-A-2014-0000015	01/14/14	SPF-PGF	101407	368,441.00			368,441.00					368,441.00	-	-	368,441.00
3	ROXII-A-2014-0000016	01/14/14	SPF-PGF	101407	1,148,330.00			1,148,330.00					1,148,330.00	-	-	1,148,330.00
4	ROXII-14-0000331	01/27/14	SPF-PGF	101407	250,806.00			250,806.00					250,806.00	-	-	250,806.00
5	ROXII-14-0000650	02/06/14	SPF-PGF	101407	100,188.00			100,188.00					100,188.00	-	-	100,188.00
6	ROXII-14-0001966	3/3/2014	SPF-ALGU (VAT)	101252		786,655.00		786,655.00					-	786,655.00	-	786,655.00
7	ROXII-14-0001967	3/3/2014	SPF-PGF	101407	368,084.00			368,084.00					368,084.00	-	-	368,084.00
8	ROXII-14-0001968	3/3/2014	SPF-PGF	101407	458,317.00			458,317.00					458,317.00	-	-	458,317.00
9	ROXII-14-0002707	3/14/2014	SPF-PGF	101407	257,914.00			257,914.00					257,914.00	-	-	257,914.00
10	BMB-G-14-0003339	3/26/2014	Automatic Appro-IRA	104251		(6,758,115.00)		(6,758,115.00)					-	(6,758,115.00)	-	(6,758,115.00)
11	ROXII-14-0003761	4/3/2014	SPF-PGF	101407	1,150,112.00			1,150,112.00					1,150,112.00	-	-	1,150,112.00
12	ROXII-14-0003760	4/3/2014	SPF-PGF	101407	1,797,482.00			1,797,482.00					1,797,482.00	-	-	1,797,482.00
13	ROXII-14-0005420	5/9/2014	SPF-PGF	101407	276,310.00			276,310.00					276,310.00	-	-	276,310.00
14	BMB-G-14-0005814	5/20/2014	SPF-IRA Differential	101252		20,057,802.00		20,057,802.00					-	20,057,802.00	-	20,057,802.00
15	ROXII-14-0006470	6/3/2014	ALGU (Mining Taxes)	101252		25,419.00		25,419.00					-	25,419.00	-	25,419.00
16	ROXII-14-0006470	6/3/2014	SPF-ALGU (Energy)	101252		4,050,580.00		4,050,580.00					-	4,050,580.00	-	4,050,580.00
17	ROXII-14-0006472	6/3/2014	SPF-PGF	101407	722,055.00			722,055.00					722,055.00	-	-	722,055.00
18	ROXII-14-0008437	6/25/2014	ALGU (Tobacco & Burley)	101252		2,590,054.00		2,590,054.00					-	2,590,054.00	-	2,590,054.00
19	ROXII-14-0009404	7/11/2014	SPF-PGF	101407	437,030.00			437,030.00					437,030.00	-	-	437,030.00
20	ROXII-14-0010374	7/30/2014	SPF-PGF	101407	423,544.00			423,544.00					423,544.00	-	-	423,544.00
21	ROXII-14-0013397	9/5/2014	SPF-PGF	101407	537,871.00			537,871.00					537,871.00	-	-	537,871.00
22	ROXII-14-0013398	9/5/2014	SPF-PGF	101407	276,228.00			276,228.00					276,228.00	-	-	276,228.00
23	ROXII-14-0023479	16-Dec-14	ALGU (VAT)	101252		5,186,882.00		5,186,882.00					-	5,186,882.00	-	5,186,882.00
24	ROXII-14-0023477	16-Dec-14	ALGU (Mining Taxes)	101252		6,408.00		6,408.00					-	6,408.00	-	6,408.00
25	ROXII-14-0026229	23-Dec-14	ALGU (Tobacco & Burley)	101252		82,411.00		82,411.00					-	82,411.00	-	82,411.00
	Subtotal				8,572,712.00	24,939,445,042.00	-	24,948,017,754.00	-	-	-	-	8,572,712.00	24,939,445,042.00	-	24,948,017,754.00
	ROXIII															
1	SARO-BMB-G-14-0000035	01/15/14	Automatic Appropriations	104251		13,460,118,962.00		13,460,118,962.00					-	13,460,118,962.00	-	13,460,118,962.00
2	SARO-ROXIII-14-0000762	2/10/2014	FY 2014 ALGU RA 10633	101252		984,102.00		984,102.00					-	984,102.00	-	984,102.00
3	SARO-ROXIII-14-0002361	3/10/2014	FY2014 PGF RA 10633	101407	47,039.00			47,039.00					47,039.00	-	-	47,039.00
4	SARO-ROXIII-14-0002399	3/11/2014	FY2014 PGF RA 10633	101407	285,077.00			285,077.00					285,077.00	-	-	285,077.00
5	SARO-BMB-G-14-0003340	3/26/2014	Automatic Appropriations	104251		(13,976,522.00)		(13,976,522.00)					-	(13,976,522.00)	-	(13,976,522.00)
6	SARO-ROXIII-14-0004386	4/15/2014	FY2014 PGF RA 10633	101407	293,633.00			293,633.00					293,633.00	-	-	293,633.00
7	SARO-ROXIII-14-0004490	4/15/2014	FY2014 PGF RA 10633	101407	24,252.00			24,252.00					24,252.00	-	-	24,252.00
8	SARO-ROXIII-14-0004965	4/29/2014	FY 2014 ALGU RA 10633	101252		22,025,602.00		22,025,602.00					-	22,025,602.00	-	22,025,602.00
9	SARO-ROXIII-14-0004983	4/30/2014	FY 2014 ALGU RA 10633	101252		1,903,646.00		1,903,646.00					-	1,903,646.00	-	1,903,646.00
10	SARO-ROXIII-14-0005244	5/7/2014	FY 2014 ALGU RA 10633	101252		27,190,603.00		27,190,603.00					-	27,190,603.00	-	27,190,603.00
11	SARO-BMB-G-14-0005815	5/20/2014	FY 2014 ALGU RA 10633	101252		6,315,594.00		6,315,594.00					-	6,315,594.00	-	6,315,594.00
12	SARO-ROXIII-14-0008057	6/18/2014	FY 2014 ALGU RA 10633	101252		515,267.00		515,267.00					-	515,267.00	-	515,267.00
13	SARO-ROXIII-14-0008205	6/20/2014	FY 2014 PGF RA 10633	101407	38,729.00			38,729.00					38,729.00	-	-	38,729.00
14	SARO-ROXIII-14-0008281	6/23/2014	FY 2014 ALGU RA 10633	101252		446,999,993.00		446,999,993.00					-	446,999,993.00	-	446,999,993.00
15	SARO-ROXIII-14-0010929	8/7/2014	FY 2014 PGF RA 10633	101407	117,855.00			117,855.00					117,855.00	-	-	117,855.00

List of Allotments and Sub-Allotments
As of the quarter ending December 31, 2014

Department: Department of Budget and Management
Agency/OU: Regional Offices
Organization Code (UACS)
Fund: 101277

X	Current Year Appropriation
	Continuing Appropriation
	Supplemental Appropriation

No.	Allotments/Sub-Allotments		Funding Source		Allotments/Sub-Allotments received from Cos/Ros				Sub-Allotment to Regions/Operating Units				Total Allotments/Net of Sub-allotments			
	Number	Date	Description	UACS Code	PS	MOOE	CO	Total	PS	MOOE	CO	Total	PS	MOOE	CO	Total
1	2	3	4	5	6	7	8	9=(6+7+8)	10	11	12	13=(10+11+12)	14=(6+10)	15=(7+11)	16=(8+12)	17=(14+15+16)
16	SARO-ROXIII-14-0013137	9/2/2014	FY 2014 PGF RA 10633	101407	405,842.00			405,842.00					405,842.00	-	-	405,842.00
17	SARO-ROXIII-14-0014351	9/23/2014	FY 2014 PGF RA 10633	101407	85,140.00			85,140.00					85,140.00	-	-	85,140.00
18	SARO-ROXIII-14-0014950	10/2/2014	FY 2014 PGF RA 10633	101407	102,439.00			102,439.00					102,439.00	-	-	102,439.00
19	SARO-ROXIII-14-0016079	10/20/2014	FY 2014 PGF RA 10633	101407	26,836.00			26,836.00					26,836.00	-	-	26,836.00
20	SARO-ROXIII-14-0017231	11/3/2014	FY 2014 PGF RA 10633	101407	191,562.00			191,562.00					191,562.00	-	-	191,562.00
21	SARO-ROXIII-14-0020142	12/5/2014	FY 2014 ALGU RA 10633	101252		52,521,717.00		52,521,717.00					-	52,521,717.00	-	52,521,717.00
22	SARO-ROXIII-14-0021350	12/11/2014	FY 2014 ALGU RA 10633	101252		1,201,505.00		1,201,505.00					-	1,201,505.00	-	1,201,505.00
23	SARO-ROXIII-14-0021347	12/11/2014	FY 2014 ALGU RA 10633	101252		59,646,746.00		59,646,746.00					-	59,646,746.00	-	59,646,746.00
	Subtotal				1,618,404.00	14,065,447,215.00	-	14,067,065,619.00	-	-	-	-	1,618,404.00	14,065,447,215.00	-	14,067,065,619.00
	Total				133,630,191.00	341,842,901,508.00	-	341,976,531,699.00	-	-	-	-	133,630,191.00	341,842,901,508.00	-	341,976,531,699.00
B. Sub-allotments received from																
Central Office/Regional Office																
	Sub-Total															
	Total Allotments				133,630,191.00	341,842,901,508.00	-	341,976,531,699.00	-	-	-	-	133,630,191.00	341,842,901,508.00	-	341,976,531,699.00

Summary by Funding Source Code																
Agency Specific Budget	101111															
RLIP	104102															
IRA	104251		339,122,081,323.00			339,122,081,323.00										
MPBF	101406															
PGF	10407	133,630,191.00				133,630,191.00										
Calamity	101401		9,650,000.00			9,650,000.00										
ALGU	101252		2,711,170,185.00			2,711,170,185.00										

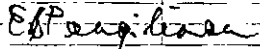
Certified Correct:

Eden D. Rangilinan
EDEN D. RANGILINAN
Chief, Budget Division

List of Allotments and Sub-Allotments
As of the Quarter Ending December 31, 2014

Department: Department of Budget and Management
 Agency: Office of the Secretary
 Operating Unit: Central Office
 Organizational Code (UACS): 16-001-01-00000
 Funding Code Source (as clustered): 101101, 104102, 104105, 101405, 101406, 101407

Current Appropriation
 Continuing Appropriation
 Supplemental Appropriation

No.	Allotments/Sub-Allotments		Fund Source		Allotments/Sub-Allotments Received from COs/ROs					Sub-Allotment to Regions/Operating Units					Total Allotments/Net of Sub-Allotments					
	Number	Date	Description	UACS Code	PS	MOOE	Fin Exp	CO	Total	PS	MOOE	Fin Exp	CO	Total	PS	MOOE	Fin Exp	CO	Total	
1	2	3	4	5	6	7	8	9	10=6+7+8+9	11	12	13	14	15=11+12+13+14	16=6+11	17=7+12	18=8+13	19=9+14	20=16+17+18+19	
B. Sub-Allotments received from																				
Central Office/Regional Office																				
						560,962			560,962						560,962				560,962	
1	ASA No. RO NCR-14-01	July 22, 2014	Agency Specific Bduget	1 01 101		35,439			35,439										35,439	
2	ASA No. RO I-14-01	July 22, 2014	Agency Specific Bduget	1 01 101		36,232			36,232										36,232	
3	ASA No. RO II-14-01	July 22, 2014	Agency Specific Bduget	1 01 101		69,885			69,885										69,885	
4	ASA No. RO III-14-01	July 22, 2014	Agency Specific Bduget	1 01 101		31,601			31,601										31,601	
5	ASA No. RO IV-A-14-01	July 22, 2014	Agency Specific Bduget	1 01 101		65,654			65,654										65,654	
6	ASA No. RO IV-B-14-01	July 22, 2014	Agency Specific Bduget	1 01 101		76,397			76,397										76,397	
7	ASA No. RO V-14-01	July 22, 2014	Agency Specific Bduget	1 01 101		31,015			31,015										31,015	
8	ASA No. RO VI-14-01	July 22, 2014	Agency Specific Bduget	1 01 101		18,704			18,704										18,704	
9	ASA No. RO VII-14-01	July 22, 2014	Agency Specific Bduget	1 01 101		31,190			31,190										31,190	
10	ASA No. RO IX-14-01	July 22, 2014	Agency Specific Bduget	1 01 101		13,546			13,546										13,546	
11	ASA No. RO XI-14-01	July 22, 2014	Agency Specific Bduget	1 01 101		29,056			29,056										29,056	
12	ASA No. RO XII-14-01	July 22, 2014	Agency Specific Bduget	1 01 101		92,816			92,816										92,816	
13	ASA No. RO XIII-14-01	July 22, 2014	Agency Specific Bduget	1 01 101		29,427			29,427										29,427	
Total Allotments						318,805,106	869,607,490	20,000	148,704,000	1,337,136,596	(7,907,180)	(286,200)		(2,746,500)	(10,939,880)	310,897,926	869,321,290	20,000	145,957,500	1,326,196,716
Summary by Funding Source							869,607,490	20,000	148,704,000	1,337,136,596	(7,907,180)	(286,200)		(2,746,500)	(10,939,880)	310,897,926	869,321,290	20,000	145,957,500	1,326,196,716
Agency Specific Bduget						257,679,000	385,473,368	20,000	30,454,000	673,626,368	(7,906,916)	(286,200)		(2,746,500)	(10,939,616)	249,772,084	385,187,168	20,000	27,707,500	662,686,752
IRLIP						22,851,621			22,851,621		(264)			(264)	22,851,357				22,851,357	
Customs Duties & Taxes							2,384,122		2,384,122							2,384,122			2,384,122	
E-Government Fund							481,750,000		118,250,000	600,000,000					481,750,000			118,250,000	600,000,000	
MPBF						23,165,521			23,165,521						23,165,521				23,165,521	
PGF						15,108,964			15,108,964						15,108,964				15,108,964	
Certified Correct																				
 EDEN D. PANGILINAN Chief Administrative Officer																				

List of Allotments and Sub-Allotments
As of the Quarter Ending December 31, 2014

Department: Department of Budget and Management
 Agency: Office of the Secretary
 Operating Unit: Central Office
 Organizational Code (UACS): 16-001-01-00000
 Funding Code Source (as clustered): 101101, 104102, 104105, 101405, 101406, 101407

Current Appropriation
 Continuing Appropriation
 Supplemental Appropriation

No.	Allotments/Sub-Allotments		Fund Source		Allotments/Sub-Allotments Received from COs/ROs					Sub-Allotment to Regions/Operating Units					Total Allotments/Net of Sub-Allotments				
	Number	Date	Description	UACS Code	PS	MOOE	Fin Exp	CO	Total	PS	MOOE	Fin Exp	CO	Total	PS	MOOE	Fin Exp	CO	Total
1	2	3	4	5	6	7	8	9	10=6+7+8+9	11	12	13	14	15=11+12+13+14	16=6+11	17=7+12	18=8+13	19=9+14	20=16+17+18+19
A. Allotments received from DBM					318,805,108	869,046,528	20,000	148,704,000	1,336,575,634	(7,907,180)	(286,200)		(2,746,500)	(10,939,880)	310,897,926	868,760,328	20,000	145,957,500	1,325,635,754
1	GAA as Release Document (GAARD)	December 27, 2013	Agency Specific Bduget	1 01 101	237,704,000	411,755,000	20,000	30,454,000	679,933,000						237,704,000	411,755,000	20,000	30,454,000	679,933,000
2	GARO No. 2014-1 Attachment 1	January 2, 2014	RLIP	1 04 102	20,885,000				20,885,000						20,885,000				20,885,000
3	SARO BMB-C-14-0000174	January 21, 2014	SPF-PGF	1 01 407	3,433,539				3,433,539						3,433,539				3,433,539
4	SARO BMB-C-14-0002682	March 13, 2014	SPF-Egoverment Fund	1 01 404		481,750,000		118,250,000	600,000,000							481,750,000		118,250,000	600,000,000
5	SARO BMB-C-14-0002701	March 14, 2014	SPF-PGF	1 01 407	468,107				468,107						468,107				468,107
6	SARO BMB-C-14-0003510	March 28, 2014	SPF-PGF	1 01 407	427,191				427,191						427,191				427,191
7	SARO BMB-C-14-0005039	May 2, 2014	Customs Duties & Taxes	1 04 105		905,502			905,502							905,502			905,502
8	SARO BMB-C-14-0005876	May 21, 2014	Customs Duties & Taxes	1 04 105		414,635			414,635							414,635			414,635
9	ASA No. RO CAR-14-01	June 16, 2014	Agency Specific Bduget	1 01 101									(130,000)	(130,000)				(130,000)	(130,000)
10	SARO BMB-C-14-0005876	June 23, 2014	SPF-PGF	1 01 407	3,724,438				3,724,438						3,724,438				3,724,438
11	ASA No. RO VIII-14-01	July 1, 2014	Agency Specific Bduget	1 01 101									(1,737,000)	(1,737,000)				(1,737,000)	(1,737,000)
12	SARO BMB-C-14-0009290	July 9, 2014	SPF-PGF	1 01 407	2,127,787				2,127,787						2,127,787				2,127,787
13	SARO BMB-C-14-0010095	July 25, 2014	SPF-MPBF	1 01 406	4,817,000				4,817,000						4,817,000				4,817,000
14	ASA No. RO XII-14-02	July 28, 2014	Agency Specific Bduget	1 01 101									(295,000)	(295,000)				(295,000)	(295,000)
15	SARO BMB-C-14-0014908	October 2, 2014	Customs Duties & Taxes	1 04 105		490,069			490,069							490,069			490,069
16	SARO BMB-C-14-0016174	October 20, 2014	SPF-PGF	1 01 407	665,991				665,991						665,991				665,991
17	SARO BMB-C-14-0017339	November 4, 2014	SPF-PGF	1 01 407	4,261,911				4,261,911						4,261,911				4,261,911
18	SARO BMB-C-14-0018005	November 12, 2014	SPF-MPBF	1 01 406	15,773,521				15,773,521						15,773,521				15,773,521
19	SARO BMB-C-14-0018006	November 12, 2014	RLIP	1 04 102	1,966,621				1,966,621						1,966,621				1,966,621
20	SARO BMB-C-14-0018034	November 13, 2014	Customs Duties & Taxes	1 04 105		144,726			144,726							144,726			144,726
21	SARO BMB-C-14-0018719	November 20, 2014	Agency Specific Bduget	1 01 101				(3,800,000)	(3,800,000)									(3,800,000)	(3,800,000)
22	SARO BMB-C-14-0020049	November 20, 2014	Agency Specific Bduget	1 01 101				3,800,000	3,800,000									3,800,000	3,800,000
23	SARO BMB-C-14-0021321	December 5, 2014	Agency Specific Bduget	1 01 101									(584,500)	(584,500)				(584,500)	(584,500)
24	SARO BMB-C-14-0023934	December 11, 2014	SPF-MPBF	1 01 406	2,575,000				2,575,000						2,575,000				2,575,000
25	SARO BMB-C-14-0024415	December 17, 2014	Agency Specific Bduget	1 01 101									(286,200)	(286,200)				(286,200)	(286,200)
26	SARO BMB-C-14-0024417	December 19, 2014	Agency Specific Bduget	1 01 101	19,975,000	(19,975,000)									19,975,000	(19,975,000)			
27	SARO BMB-C-14-0027698	December 29, 2014	Customs Duties & Taxes	1 04 105		320,750			320,750							320,750			320,750
28	SARO BMB-C-14-0027759	December 29, 2014	Customs Duties & Taxes	1 04 105		108,440			108,440							108,440			108,440
29	ASA No. RO III-14-02	December 29, 2014	Agency Specific Bduget	1 01 101						(97,133)				(97,133)	(97,133)				(97,133)
30	ASA No. RO IV-B-14-02	December 29, 2014	Agency Specific Bduget	1 01 101						(109,952)				(109,952)	(109,952)				(109,952)
31	ASA No. RO IX-14-02	December 29, 2014	Agency Specific Bduget	1 01 101						(100,000)				(100,000)	(100,000)				(100,000)
32	ASA No. RO XII-14-03	December 29, 2014	Agency Specific Bduget	1 01 101						(49,831)				(49,831)	(49,831)				(49,831)
33	ASA No. RO XII-14-02	December 29, 2014	RLIP	1 04 102						(264)				(264)	(264)				(264)
	Reverted Allotment per CNA guidelines	December 29, 2014	Agency Specific Bduget	1 01 101		(6,867,594)			(6,867,594)							(6,867,594)			(6,867,594)

List of Allotments and Sub-Allotments
As of the quarter ending December 31, 2014

Department: Department of Budget and Management
Agency/OU: Central Office
Organization Code (UACS): 060010100000
Fund: 101277

X	Current Year Appropriation
	Continuing Appropriation
	Supplemental Appropriation

No.	Allotments/Sub-Allotments		Funding Source		Allotments/Sub-Allotments received from COs/ROs				Sub-Allotment to Regions/Operating Units				Total Allotments/Net of Sub-allotments			
	Number	Date	Description	UACS Code	PS	MOOE	CO	Total	PS	MOOE	CO	Total	PS	MOOE	CO	Total
1	2	3	4	5	6	7	8	9=(6+7+8)	10	11	12	13=(10+11+12)	14=(6+10)	15=(7+11)	16=(8+12)	17=(14+15+16)
A. Allotments received from DBM																
1	BMB-G-14-0000036	1/15/2014	IRA, AA	104251		2,365,719,000.00		2,365,719,000.00				-	-	2,365,719,000.00	-	2,365,719,000.00
2	BMB-D-14-0000249	1/23/2014	ARMM, RA10633	101111	41,084,643.00			41,084,643.00				-	41,084,643.00	-	-	41,084,643.00
3	BMB-D-14-0000250	1/23/2014	RLIP	104102	54,829,177.00			54,829,177.00				-	54,829,177.00	-	-	54,829,177.00
4	BMB-D-14-0000437	1/30/2014	ARMM, RA10633	101111	41,717,725.00			41,717,725.00				-	41,717,725.00	-	-	41,717,725.00
5	BMB-D-14-0000438	1/30/2014	RLIP	104102	55,627,082.00			55,627,082.00				-	55,627,082.00	-	-	55,627,082.00
6	BMB-D-14-0001951	3/3/2014	ARMM, RA10633	101111	41,154,342.00			41,154,342.00				-	41,154,342.00	-	-	41,154,342.00
7	BMB-D-14-0001954	3/3/2014	RLIP	104102	54,880,023.00			54,880,023.00				-	54,880,023.00	-	-	54,880,023.00
8	BMB-G-14-0003341	3/26/2014	IRA, AA	104251		87,493,000.00		87,493,000.00				-	87,493,000.00	-	-	87,493,000.00
9	BMB-D-14-0005490	5/13/2014	ARMM, RA10633	101111	41,497,371.00			41,497,371.00				-	41,497,371.00	-	-	41,497,371.00
10	BMB-D-14-0005491	5/13/2014	RLIP	104102	55,326,538.00			55,326,538.00				-	55,326,538.00	-	-	55,326,538.00
11	BMB-D-14-0005494	5/13/2014	ARMM, RA10633	101111	41,414,285.00			41,414,285.00				-	41,414,285.00	-	-	41,414,285.00
12	BMB-D-14-0005495	5/13/2014	RLIP	104102	55,215,145.00			55,215,145.00				-	55,215,145.00	-	-	55,215,145.00
13	BMB-G-14-0005795	5/20/2014	ALGU-SSLPNT	101252		1,235,390,563.00		1,235,390,563.00				-	-	1,235,390,563.00	-	1,235,390,563.00
14	BMB-D-14-0006336	6/2/2014	ARMM, RA10633	101111	50,842,914.00			50,842,914.00				-	50,842,914.00	-	-	50,842,914.00
15	BMB-D-14-0006337	6/2/2014	RLIP	104102	67,215,347.00			67,215,347.00				-	67,215,347.00	-	-	67,215,347.00
16	BMB-G-14-0007491	6/13/2014	ALGU-SSLPNT	101252		827,433,135.00		827,433,135.00				-	-	827,433,135.00	-	827,433,135.00
17	BMB-G-14-0007490	6/13/2014	ALGU-SSLPNT	101252		785,822,173.00		785,822,173.00				-	-	785,822,173.00	-	785,822,173.00
18	BMB-D-14-0008791	6/27/2014	MPBF	101406	347,486,410.00			347,486,410.00				-	347,486,410.00	-	-	347,486,410.00
19	BMB-D-14-0008792	6/27/2014	RLIP	104102	543,928,642.00			543,928,642.00				-	543,928,642.00	-	-	543,928,642.00
20	BMB-D-14-0008896	6/30/2014	ARMM, RA10633	101111	41,877,609.00			41,877,609.00				-	41,877,609.00	-	-	41,877,609.00
21	BMB-D-14-0008897	6/30/2014	RLIP	104102	55,836,843.00			55,836,843.00				-	55,836,843.00	-	-	55,836,843.00
22	BMB-D-14-0011267	8/11/2014	ARMM, RA10633	101111	42,573,601.00			42,573,601.00				-	42,573,601.00	-	-	42,573,601.00
23	BMB-D-14-0011268	8/11/2014	RLIP	104102	56,763,388.00			56,763,388.00				-	56,763,388.00	-	-	56,763,388.00
24	BMB-D-14-0013762	9/11/2014	ARMM, RA10633	101111	43,808,047.00			43,808,047.00				-	43,808,047.00	-	-	43,808,047.00
25	BMB-D-14-0013763	9/11/2014	RLIP	104102	58,406,151.00			58,406,151.00				-	58,406,151.00	-	-	58,406,151.00
26	BMB-D-14-0015381	10/9/2014	MPBF	101406	100,000,000.00			100,000,000.00				-	100,000,000.00	-	-	100,000,000.00
27	BMB-D-14-0017054	10/30/2014	ARMM, RA10633	101111	41,662,947.00			41,662,947.00				-	41,662,947.00	-	-	41,662,947.00
28	BMB-D-14-0017055	10/30/2014	RLIP	104102	55,550,640.00			55,550,640.00				-	55,550,640.00	-	-	55,550,640.00
29	BMB-D-14-0018041	11/13/2014	ARMM, RA10633	101111	41,837,611.00			41,837,611.00				-	41,837,611.00	-	-	41,837,611.00
30	BMB-D-14-0018042	11/13/2014	RLIP	104102	55,948,996.00			55,948,996.00				-	55,948,996.00	-	-	55,948,996.00
31	BMB-D-14-0023543	12/17/2014	ARMM, RA10633	101111	42,266,061.00			42,266,061.00				-	42,266,061.00	-	-	42,266,061.00
32	BMB-D-14-0023544	12/17/2014	RLIP	104102	56,353,333.00			56,353,333.00				-	56,353,333.00	-	-	56,353,333.00
		Sub-total			2,185,104,871.00	5,301,857,871.00	-	7,486,962,742.00	-	-	-	-	2,185,104,871.00	5,301,857,871.00	-	7,486,962,742.00
B. Sub-allotments received from Central Office/Regional Office																
		Sub-Total			-	-	-	-	-	-	-	-	-	-	-	-
		Total Allotments			2,185,104,871.00	5,301,857,871.00	-	7,486,962,742.00	-	-	-	-	2,185,104,871.00	5,301,857,871.00	-	7,486,962,742.00
Summary by Funding Source Code:																
		Agency Specific Budget		101111		511,737,156.00		511,737,156.00								
		RLIP		104102		1,225,881,305.00		1,225,881,305.00								
		IRA		104251		2,453,212,000.00		2,453,212,000.00								
		MPBF		101406		447,486,410.00		447,486,410.00								
		ALGU		101252		2,848,645,871.00		2,848,645,871.00								

Certified Correct:

Eden D. Pangilinan
EDEN D. PANGILINAN
Chief Budget Division

List of Allotments and Sub-Allotments
As of the Quarter Ending December 31, 2014

Department: Department of Budget and Management
 Agency: Office of the Secretary
 Operating Unit: Central Office
 Organizational Code (UACS): 16-001-01-00000
 Funding Code Source (as clustered): 101101, 104102, 104105, 101405, 101406, 101407

Current Appropriation
 Continuing Appropriation
 Supplemental Appropriation

No.	Allotments/Sub-Allotments		Fund Source		Allotments/Sub-Allotments Received from COs/ROs					Sub-Allotment to Regions/Operating Units					Total Allotments/Net of Sub-Allotments				
	Number	Date	Description	UACS Code	PS	MOOE	Fin Exp	CO	Total	PS	MOOE	Fin Exp	CO	Total	PS	MOOE	Fin Exp	CO	Total
1	2	3	4	5	6	7	8	9	10=6+7+8+9	11	12	13	14	15=11+12+13+14	16=6+11	17=7+12	18=8+13	19=9+14	20=16+17+18+19
A. Allotments received from DBM					318,805,106	869,046,528	20,000	148,704,000	1,336,675,634	(7,907,180)	(286,200)		(2,746,500)	(10,939,880)	310,897,926	868,760,328	20,000	145,957,500	1,325,635,754
1	GAA as Release Document (GAARD)	December 27, 2013	Agency Specific Bduget	1 01 101	237,704,000	411,755,000	20,000	30,454,000	679,933,000						237,704,000	411,755,000	20,000	30,454,000	679,933,000
2	GARO No. 2014-1 Attachment 1	January 2, 2014	RLIP	1 04 102	20,885,000				20,885,000					20,885,000					20,885,000
3	SARO BMB-C-14-0000174	January 21, 2014	SPF-PGF	1 01 407	3,433,539				3,433,539					3,433,539					3,433,539
4	SARO BMB-C-14-0002682	March 13, 2014	SPF-Egoverment Fund	1 01 404		481,750,000		118,250,000	600,000,000						481,750,000			118,250,000	600,000,000
5	SARO BMB-C-14-0002701	March 14, 2014	SPF-PGF	1 01 407	468,107				468,107					468,107					468,107
6	SARO BMB-C-14-0003510	March 28, 2014	SPF-PGF	1 01 407	427,191				427,191					427,191					427,191
7	SARO BMB-C-14-0005039	May 2, 2014	Customs Duties & Taxes	1 04 105		905,502			905,502							905,502			905,502
8	SARO BMB-C-14-0005876	May 21, 2014	Customs Duties & Taxes	1 04 105		414,635			414,635							414,635			414,635
9	ASA No. RO CAR-14-01	June 16, 2014	Agency Specific Bduget	1 01 101									(130,000)	(130,000)				(130,000)	(130,000)
10	SARO BMB-C-14-0005876	June 23, 2014	SPF-PGF	1 01 407	3,724,438				3,724,438					3,724,438					3,724,438
11	ASA No. RO VIII-14-01	July 1, 2014	Agency Specific Bduget	1 01 101									(1,737,000)	(1,737,000)				(1,737,000)	(1,737,000)
12	SARO BMB-C-14-0009290	July 9, 2014	SPF-PGF	1 01 407	2,127,787				2,127,787					2,127,787					2,127,787
13	SARO BMB-C-14-0010095	July 25, 2014	SPF-MPBF	1 01 406	4,817,000				4,817,000					4,817,000					4,817,000
14	ASA No. RO XIII-14-02	July 28, 2014	Agency Specific Bduget	1 01 101									(295,000)	(295,000)				(295,000)	(295,000)
15	SARO BMB-C-14-0014908	October 2, 2014	Customs Duties & Taxes	1 04 105		490,069			490,069							490,069			490,069
16	SARO BMB-C-14-0018174	October 20, 2014	SPF-PGF	1 01 407	665,991				665,991					665,991					665,991
17	SARO BMB-C-14-0017339	November 4, 2014	SPF-PGF	1 01 407	4,261,911				4,261,911					4,261,911					4,261,911
18	SARO BMB-C-14-0018005	November 12, 2014	SPF-MPBF	1 01 406	15,773,521				15,773,521					15,773,521					15,773,521
19	SARO BMB-C-14-0018006	November 12, 2014	RLIP	1 04 102	1,966,621				1,966,621					1,966,621					1,966,621
20	SARO BMB-C-14-0018034	November 13, 2014	Customs Duties & Taxes	1 04 105		144,726			144,726							144,726			144,726
21	SARO BMB-C-14-0018719	November 20, 2014	Agency Specific Bduget	1 01 101				(3,800,000)	(3,800,000)									(3,800,000)	(3,800,000)
22	SARO BMB-C-14-0018719	November 20, 2014	Agency Specific Bduget	1 01 101				3,800,000	3,800,000									3,800,000	3,800,000
23	SARO BMB-C-14-0020049	December 5, 2014	Agency Specific Bduget	1 01 101									(584,500)	(584,500)				(584,500)	(584,500)
24	SARO BMB-C-14-0021321	December 11, 2014	SPF-MPBF	1 01 406	2,575,000				2,575,000					2,575,000					2,575,000
25	SARO BMB-C-14-0023934	December 17, 2014	Agency Specific Bduget	1 01 101												(286,200)		(286,200)	(286,200)
26	SARO BMB-C-14-0024415	December 19, 2014	Agency Specific Bduget	1 01 101	19,975,000	(19,975,000)								19,975,000	(19,975,000)				
27	SARO BMB-C-14-0024417	December 19, 2014	Agency Specific Bduget	1 01 101						(7,550,000)				(7,550,000)					(7,550,000)
28	SARO BMB-C-14-0027698	December 29, 2014	Customs Duties & Taxes	1 04 105		320,750			320,750							320,750			320,750
29	SARO BMB-C-14-0027759	December 29, 2014	Customs Duties & Taxes	1 04 105		108,440			108,440							108,440			108,440
30	ASA No. RO III-14-02	December 29, 2014	Agency Specific Bduget	1 01 101						(97,133)				(97,133)		(97,133)			(97,133)
31	ASA No. RO IV-B-14-02	December 29, 2014	Agency Specific Bduget	1 01 101						(109,952)				(109,952)		(109,952)			(109,952)
32	ASA No. RO IX-14-02	December 29, 2014	Agency Specific Bduget	1 01 101						(100,000)				(100,000)		(100,000)			(100,000)
33	ASA No. RO XIII-14-03	December 29, 2014	Agency Specific Bduget	1 01 101						(49,831)				(49,831)		(49,831)			(49,831)
34	ASA No. RO XI-14-02	December 29, 2014	RLIP	1 04 102						(264)				(264)		(264)			(264)
35	Reverted Allotment per CNA guidelines	December 29, 2014	Agency Specific Bduget	1 01 101		(6,867,594)			(6,867,594)							(6,867,594)			(6,867,594)

List of Allotments and Sub-Allotments
As of the Quarter Ending December 31, 2014

Department: Department of Budget and Management
 Agency: Office of the Secretary
 Operating Unit: Central Office
 Organizational Code (UACS): 16-001-01-00000
 Funding Code Source (as clustered): 101101, 104102, 104105, 101405, 101406, 101407

Current Appropriation
 Continuing Appropriation
 Supplemental Appropriation

No.	Allotments/Sub-Allotments		Fund Source		Allotments/Sub-Allotments Received from COs/ROs					Sub-Allotment to Regions/Operating Units					Total Allotments/Net of Sub-Allotments					
	Number	Date	Description	UACS Code	PS	MOOE	Fin Exp	CO	Total	PS	MOOE	Fin Exp	CO	Total	PS	MOOE	Fin Exp	CO	Total	
1	2	3	4	5	6	7	8	9	10=6+7+8+9	11	12	13	14	15=11+12+13+14	16=6+11	17=7+12	18=8+13	19=9+14	20=16+17+18+19	
B. Sub-Allotments received from						560,962			560,962							560,962				560,962
Central Office/Regional Office																				
1	ASA No. RO NCR-14-01	July 22, 2014	Agency Specific Bduget	1 01 101		35,439			35,439							35,439			35,439	
2	ASA No. RO I-14-01	July 22, 2014	Agency Specific Bduget	1 01 101		36,232			36,232							36,232			36,232	
3	ASA No. RO II-14-01	July 22, 2014	Agency Specific Bduget	1 01 101		69,885			69,885							69,885			69,885	
4	ASA No. RO III-14-01	July 22, 2014	Agency Specific Bduget	1 01 101		31,601			31,601							31,601			31,601	
5	ASA No. RO IV-A-14-01	July 22, 2014	Agency Specific Bduget	1 01 101		65,654			65,654							65,654			65,654	
6	ASA No. RO IV-B-14-01	July 22, 2014	Agency Specific Bduget	1 01 101		76,397			76,397							76,397			76,397	
7	ASA No. RO V-14-01	July 22, 2014	Agency Specific Bduget	1 01 101		31,015			31,015							31,015			31,015	
8	ASA No. RO VI-14-01	July 22, 2014	Agency Specific Bduget	1 01 101		18,704			18,704							18,704			18,704	
9	ASA No. RO VII-14-01	July 22, 2014	Agency Specific Bduget	1 01 101		31,190			31,190							31,190			31,190	
10	ASA No. RO IX-14-01	July 22, 2014	Agency Specific Bduget	1 01 101		13,546			13,546							13,546			13,546	
11	ASA No. RO XI-14-01	July 22, 2014	Agency Specific Bduget	1 01 101		29,056			29,056							29,056			29,056	
12	ASA No. RO XII-14-01	July 22, 2014	Agency Specific Bduget	1 01 101		92,816			92,816							92,816			92,816	
13	ASA No. RO XIII-14-01	July 22, 2014	Agency Specific Bduget	1 01 101		29,427			29,427							29,427			29,427	
Total Allotments						318,805,106	869,607,490	20,000	148,704,000	1,337,136,596	(7,907,180)	(286,200)	-	(2,746,500)	(10,939,880)	310,897,926	869,321,290	20,000	145,957,500	1,326,196,716
Summary by Funding Source							869,607,490	20,000	148,704,000	1,337,136,596	(7,907,180)	(286,200)	-	(2,746,500)	(10,939,880)	310,897,926	869,321,290	20,000	145,957,500	1,326,196,716
Agency Specific Bduget						257,679,000	385,473,368	20,000	30,454,000	673,626,368	(7,906,916)	(286,200)	-	(2,746,500)	(10,939,618)	249,772,084	385,187,168	20,000	27,707,500	662,686,752
RLIP						22,851,621			22,851,621		(264)			(264)	22,851,357				22,851,357	
Customs Duties & Taxes							2,384,122			2,384,122						2,384,122			2,384,122	
E-Government Fund							481,750,000		118,250,000	600,000,000						481,750,000		118,250,000	600,000,000	
MPBF						23,165,521			23,165,521						23,165,521				23,165,521	
PCF						15,108,964			15,108,964						15,108,964				15,108,964	

Ceertified Correct

Ed Pangilinan
 EDEN D. PANGILINAN
 Chief Administrative Officer

List of Allotments and Sub-Allotments
As of the quarter ending December 31, 2014

Department: Department of Budget and Management
Agency/OU: Consolidated
Organization Code (UACS)
Fund: 101277

X	Current Year Appropriation
	Continuing Appropriation
	Supplemental Appropriation

No.	Allotments/Sub-Allotments		Funding Source		Allotments/Sub-Allotments received from Cos/Ros				Sub-Allotment to Regions/Operating Units				Total Allotments/Net of Sub-allotments			
	Number	Date	Description	UACS Code	PS	MOOE	CO	Total	PS	MOOE	CO	Total	PS	MOOE	CO	Total
1	2	3	4	5	6	7	8	9=(6+7+8)	10	11	12	13=(10+11+12)	14=(6+10)	15=(7+11)	16=(8+12)	17=(14+15+16)
A. Allotments received from DBM																
Central Office																
1	BMB-G-14-0000036	1/15/2014	IRA, AA	104251		2,365,719,000.00		2,365,719,000.00						2,365,719,000.00		2,365,719,000.00
2	BMB-D-14-0000249	1/23/2014	ARMM, RA10633	101111	41,084,643.00			41,084,643.00					41,084,643.00			41,084,643.00
3	BMB-D-14-0000250	1/23/2014	RLIP	104102	54,829,177.00			54,829,177.00					54,829,177.00			54,829,177.00
4	BMB-D-14-0000437	1/30/2014	ARMM, RA10633	101111	41,717,725.00			41,717,725.00					41,717,725.00			41,717,725.00
5	BMB-D-14-0000438	1/30/2014	RLIP	104102	55,627,082.00			55,627,082.00					55,627,082.00			55,627,082.00
6	BMB-D-14-0001951	3/3/2014	ARMM, RA10633	101111	41,154,342.00			41,154,342.00					41,154,342.00			41,154,342.00
7	BMB-D-14-0001954	3/3/2014	RLIP	104102	54,880,023.00			54,880,023.00					54,880,023.00			54,880,023.00
8	BMB-G-14-0003341	3/26/2014	IRA, AA	104251		87,493,000.00		87,493,000.00						87,493,000.00		87,493,000.00
9	BMB-D-14-0005490	5/13/2014	ARMM, RA10633	101111	41,497,371.00			41,497,371.00					41,497,371.00			41,497,371.00
10	BMB-D-14-0005491	5/13/2014	RLIP	104102	55,326,538.00			55,326,538.00					55,326,538.00			55,326,538.00
11	BMB-D-14-0005494	5/13/2014	ARMM, RA10633	101111	41,414,285.00			41,414,285.00					41,414,285.00			41,414,285.00
12	BMB-D-14-0005495	5/13/2014	RLIP	104102	55,215,145.00			55,215,145.00					55,215,145.00			55,215,145.00
13	BMB-G-14-0005795	5/20/2014	ALGU-SSLPNT	101252		1,235,390,563.00		1,235,390,563.00						1,235,390,563.00		1,235,390,563.00
14	BMB-D-14-0006336	6/2/2014	ARMM, RA10633	101111	50,842,914.00			50,842,914.00					50,842,914.00			50,842,914.00
15	BMB-D-14-0006337	6/2/2014	RLIP	104102	67,215,347.00			67,215,347.00					67,215,347.00			67,215,347.00
16	BMB-G-14-0007491	6/13/2014	ALGU-SSLPNT	101252		827,433,135.00		827,433,135.00						827,433,135.00		827,433,135.00
17	BMB-G-14-0007490	6/13/2014	ALGU-SSLPNT	101252		785,822,173.00		785,822,173.00						785,822,173.00		785,822,173.00
18	BMB-D-14-0008791	6/27/2014	MPBF	101406	347,486,410.00			347,486,410.00					347,486,410.00			347,486,410.00
19	BMB-D-14-0008792	6/27/2014	RLIP	104102	543,928,642.00			543,928,642.00					543,928,642.00			543,928,642.00
20	BMB-D-14-0008896	6/30/2014	ARMM, RA10633	101111	41,877,609.00			41,877,609.00					41,877,609.00			41,877,609.00
21	BMB-D-14-0008897	6/30/2014	RLIP	104102	55,836,843.00			55,836,843.00					55,836,843.00			55,836,843.00
22	BMB-D-14-0011267	8/11/2014	ARMM, RA10633	101111	42,573,601.00			42,573,601.00					42,573,601.00			42,573,601.00
23	BMB-D-14-0011268	8/11/2014	RLIP	104102	56,763,388.00			56,763,388.00					56,763,388.00			56,763,388.00
24	BMB-D-14-0013762	9/11/2014	ARMM, RA10633	101111	43,808,047.00			43,808,047.00					43,808,047.00			43,808,047.00
25	BMB-D-14-0013763	9/11/2014	RLIP	104102	58,406,151.00			58,406,151.00					58,406,151.00			58,406,151.00
26	BMB-D-14-0015381	10/9/2014	MPBF	101406	100,000,000.00			100,000,000.00					100,000,000.00			100,000,000.00
27	BMB-D-14-0017054	10/30/2014	ARMM, RA10633	101111	41,662,947.00			41,662,947.00					41,662,947.00			41,662,947.00
28	BMB-D-14-0017055	10/30/2014	RLIP	104102	55,550,640.00			55,550,640.00					55,550,640.00			55,550,640.00
29	BMB-D-14-0018041	11/13/2014	ARMM, RA10633	101111	41,837,611.00			41,837,611.00					41,837,611.00			41,837,611.00
30	BMB-D-14-0018042	11/13/2014	RLIP	104102	55,948,996.00			55,948,996.00					55,948,996.00			55,948,996.00
31	BMB-D-14-0023543	12/17/2014	ARMM, RA10633	101111	42,266,061.00			42,266,061.00					42,266,061.00			42,266,061.00
32	BMB-D-14-0023544	12/17/2014	RLIP	104102	56,353,333.00			56,353,333.00					56,353,333.00			56,353,333.00
	Subtotal				2,185,104,871.00	5,301,857,871.00		7,486,962,742.00					2,185,104,871.00	5,301,857,871.00		7,486,962,742.00
	NCR															
1	SARO-BMB-G-14-0000020	January 15, 2014	IRA	104251		19,104,136,118.00		19,104,136,118.00						19,104,136,118.00		19,104,136,118.00
2	SARO-NCR-14-0000132	January 17, 2014	PGF	101407	33,484.00			33,484.00					33,484.00			33,484.00

List of Allotments and Sub-Allotments
As of the quarter ending December 31, 2014

Department: Department of Budget and Management
Agency/OU: Consolidated
Organization Code (UACS)
Fund: 101277

X	Current Year Appropriation
	Continuing Appropriation
	Supplemental Appropriation

No.	Allotments/Sub-Allotments		Funding Source		Allotments/Sub-Allotments received from Cos/Ros				Sub-Allotment to Regions/Operating Units				Total Allotments/Net of Sub-allotments			
	Number	Date	Description	UACS Code	PS	MOOE	CO	Total	PS	MOOE	CO	Total	PS	MOOE	CO	Total
1	2	3	4	5	6	7	8	9=(6+7+8)	10	11	12	13=(10+11+12)	14=(6+10)	15=(7+11)	16=(8+12)	17=(14+15+16)
3	BMB-G-13-0000064	May 20, 2014	IRA	101252		47,033,955.00		47,033,955.00					-	47,033,955.00	-	47,033,955.00
4	SARO-BMB-G-14-0008969	July 1, 2014	PGF	101407	59,442.00			59,442.00					59,442.00	-	-	59,442.00
5	SARO-BMB-G-14-0024857	December 22, 2014	LGSF	101254		50,000,000.00		50,000,000.00					-	50,000,000.00	-	50,000,000.00
	Subtotal				92,926.00	19,201,170,073.00	-	19,201,262,999.00	-	-	-	-	92,926.00	19,201,170,073.00	-	19,201,262,999.00
	CAR															
1	BMB-G-14-0000021	15-Jan-14	ALGU-IRA, 10633	104251		10,555,163,217.00		10,555,163,217.00					-	10,555,163,217.00	-	10,555,163,217.00
2	CAR-14-0000197	22-Jan-14	PGF	101407	611,193.00			611,193.00					611,193.00	-	-	611,193.00
3	CAR-14-0000351	28-Jan-14	PGF	101407	29,631.00			29,631.00					29,631.00	-	-	29,631.00
4	CAR-14-0000352	28-Jan-14	PGF	101407	716,037.00			716,037.00					716,037.00	-	-	716,037.00
5	CAR-14-0000383	29-Jan-14	PGF	101407	227,793.00			227,793.00					227,793.00	-	-	227,793.00
6	CAR-14-0000694	7-Feb-14	PGF	101407	31,747.00			31,747.00					31,747.00	-	-	31,747.00
7	CAR-14-0000999	13-Feb-14	VAT	101252		184,759.00		184,759.00					-	184,759.00	-	184,759.00
8	CAR-14-0001355	21-Feb-14	PGF	101407	16,368.00			16,368.00					16,368.00	-	-	16,368.00
9	CAR-14-0001356	21-Feb-14	PGF	101407	226,480.00			226,480.00					226,480.00	-	-	226,480.00
10	CAR-14-0001410	21-Feb-14	PGF	101407	371,885.00			371,885.00					371,885.00	-	-	371,885.00
11	CAR-14-0004828	24-Apr-14	PGF	101407	237,602.00			237,602.00					237,602.00	-	-	237,602.00
12	CAR-14-0004921	28-Apr-14	Mining Taxes	101252		4,661,221.00		4,661,221.00					-	4,661,221.00	-	4,661,221.00
13	CAR-14-0005462	12-May-14	Mining Taxes	101252		10,593,076.00		10,593,076.00					-	10,593,076.00	-	10,593,076.00
14	BMB-G-14-0005797	20-May-14	IRA, Differential	101252		13,902,394.00		13,902,394.00					-	13,902,394.00	-	13,902,394.00
15	CAR-14-0007674	16-Jun-14	PGF	101407	5,433.00			5,433.00					5,433.00	-	-	5,433.00
16	CAR-14-0008161	19-Jun-14	PGF	101407	544,498.00			544,498.00					544,498.00	-	-	544,498.00
17	CAR-14-0008242	20-Jun-14	Virginia Tobacco	101252		512,762.00		512,762.00					-	512,762.00	-	512,762.00
18	CAR-14-0008243	20-Jun-14	Burley Tobacco	101252		1,471,636.00		1,471,636.00					-	1,471,636.00	-	1,471,636.00
19	CAR-14-0008537	26-Jun-14	PGF	101407	133,801.00			133,801.00					133,801.00	-	-	133,801.00
20	CAR-14-0008747	27-Jun-14	PGF	101407	244,524.00			244,524.00					244,524.00	-	-	244,524.00
21	CAR-14-0009411	11-Jul-14	PGF	101407	314,788.00			314,788.00					314,788.00	-	-	314,788.00
22	CAR-14-0009816	22-Jul-14	PGF	101407	80,174.00			80,174.00					80,174.00	-	-	80,174.00
23	CAR-14-0009882	22-Jul-14	PGF	101407	646,228.00			646,228.00					646,228.00	-	-	646,228.00
24	CAR-14-0009919	23-Jul-14	PGF	101407	60,241.00			60,241.00					60,241.00	-	-	60,241.00
25	CAR-14-0010747	4-Aug-14	PGF	101407	134,875.00			134,875.00					134,875.00	-	-	134,875.00
26	CAR-14-0010951	7-Aug-14	PGF	101407	185,270.00			185,270.00					185,270.00	-	-	185,270.00
27	CAR-14-0011380	12-Aug-14	PGF	101407	192,174.00			192,174.00					192,174.00	-	-	192,174.00
28	CAR-14-0011381	12-Aug-14	PGF	101407	178,883.00			178,883.00					178,883.00	-	-	178,883.00
29	CAR-14-0011408	12-Aug-14	PGF	101407	204,667.00			204,667.00					204,667.00	-	-	204,667.00
30	CAR-14-0012220	22-Aug-14	PGF	101407	122,309.00			122,309.00					122,309.00	-	-	122,309.00
31	CAR-14-0012217	22-Aug-14	PGF	101407	649,759.00			649,759.00					649,759.00	-	-	649,759.00
32	CAR-14-0012776	29-Aug-14	PGF	101407	295,432.00			295,432.00					295,432.00	-	-	295,432.00
33	CAR-14-0013451	5-Sep-14	PGF	101407	75,002.00			75,002.00					75,002.00	-	-	75,002.00
34	CAR-14-0013828	11-Sep-14	PGF	101407	256,214.00			256,214.00					256,214.00	-	-	256,214.00
35	CAR-14-0014854	1-Oct-14	PGF	101407	101,124.00			101,124.00					101,124.00	-	-	101,124.00
36	CAR-14-0014941	2-Oct-14	PGF	101407	266,677.00			266,677.00					266,677.00	-	-	266,677.00
37	CAR-14-0015480	9-Oct-14	PGF	101407	333,493.00			333,493.00					333,493.00	-	-	333,493.00
38	CAR-14-0015952	16-Oct-14	PGF	101407	212,389.00			212,389.00					212,389.00	-	-	212,389.00

List of Allotments and Sub-Allotments
As of the quarter ending December 31, 2014

Department: Department of Budget and Management
Agency/OU: Consolidated
Organization Code (UACS)
Fund: 101277

X	Current Year Appropriation
	Continuing Appropriation
	Supplemental Appropriation

No.	Allotments/Sub-Allotments		Funding Source		Allotments/Sub-Allotments received from Cos/Ros				Sub-Allotment to Regions/Operating Units				Total Allotments/Net of Sub-allotments				
	Number	Date	Description	UACS Code	PS	MOOE	CO	Total	PS	MOOE	CO	Total	PS	MOOE	CO	Total	
1	2	3	4	5	6	7	8	9=(6+7+8)	10	11	12	13=(10+11+12)	14=(6+10)	15=(7+11)	16=(8+12)	17=(14+15+16)	
39	CAR-14-0017662	7-Nov-14	PGF	101407	191,856.00			191,856.00					191,856.00	-	-	-	191,856.00
40	CAR-14-0018361	17-Nov-14	PGF	101407	116,536.00			116,536.00					116,536.00	-	-	-	116,536.00
41	CAR-14-0018438	18-Nov-14	PGF	101407	22,066.00			22,066.00					22,066.00	-	-	-	22,066.00
42	CAR-14-0019067	24-Nov-14	Mining Taxes	101252		28,480,255.00		28,480,255.00					-	28,480,255.00	-	-	28,480,255.00
43	CAR-14-0020202	8-Dec-14	PGF	101407	84,680.00			84,680.00					84,680.00	-	-	-	84,680.00
44	CAR-14-0021090	10-Dec-14	VAT	101252		564,118.00		564,118.00					-	564,118.00	-	-	564,118.00
45	CAR-14-0019484	27-Nov-14	PGF	101407	158,574.00			158,574.00					158,574.00	-	-	-	158,574.00
46	CAR-14-0023058	15-Dec-14	PGF	101407	236,816.00			236,816.00					236,816.00	-	-	-	236,816.00
47	CAR-14-0027713	29-Dec-14	Calamity Fund	101401		9,650,000.00		9,650,000.00					-	9,650,000.00	-	-	9,650,000.00
	Subtotal				8,517,219.00	10,625,183,438.00	-	10,633,700,657.00	-	-	-	-	8,517,219.00	10,625,183,438.00	-	-	10,633,700,657.00
	ROI																
1	ROI-14-0000067	1/16/2014	PGF 10633	101407	1,282,938.00			1,282,938.00					1,282,938.00	-	-	-	1,282,938.00
2	ROI-14-0002345	3/10/2014	PGF 10633	101407	222,205.00			222,205.00					222,205.00	-	-	-	222,205.00
3	ROI-14-0002451	3/11/2014	PGF 10633	101407	242,227.00			242,227.00					242,227.00	-	-	-	242,227.00
4	BMB-G-14-0000022	1/15/2014	IRA	104251		18,907,797,088.00		18,907,797,088.00					-	18,907,797,088.00	-	-	18,907,797,088.00
5	ROI-14-0000890	2/12/2014	ALGU	101252		340,777.00		340,777.00					-	340,777.00	-	-	340,777.00
6	ROI-14-0000891	2/12/2014	ALGU	101252		315,004.00		315,004.00					-	315,004.00	-	-	315,004.00
7	ROI-14-0000892	2/12/2014	ALGU	101252		788,517.00		788,517.00					-	788,517.00	-	-	788,517.00
8	ROI-14-0000893	2/12/2014	ALGU	101252		550,623.00		550,623.00					-	550,623.00	-	-	550,623.00
9	ROI-14-0006874	6/5/2014	PGF 10633	101407	162,966.00			162,966.00					162,966.00	-	-	-	162,966.00
10	ROI-14-0006033	5/26/2014	PGF 10633	101407	278,855.00			278,855.00					278,855.00	-	-	-	278,855.00
11	ROI-14-0007017	6/6/2014	PGF 10633	101407	196,227.00			196,227.00					196,227.00	-	-	-	196,227.00
12	BMB-G-14-0005798	5/20/2014	IRA	104251		19,118,031.00		19,118,031.00					-	19,118,031.00	-	-	19,118,031.00
13	ROI-14-0004966	4/29/2014	ALGU	101252		176,105.00		176,105.00					-	176,105.00	-	-	176,105.00
14	ROI-14-0005642	5/6/2014	ALGU	101252		314,956.00		314,956.00					-	314,956.00	-	-	314,956.00
15	ROI-14-0005340	5/8/2014	ALGU	101252		2,530.00		2,530.00					-	2,530.00	-	-	2,530.00
16	ROI-14-0005186	4/30/2014	ALGU	101252		119,840.00		119,840.00					-	119,840.00	-	-	119,840.00
17	ROI-14-0008360	6/24/2014	ALGU	101252		64,879,430.00		64,879,430.00					-	64,879,430.00	-	-	64,879,430.00
18	ROI-14-0008357	6/24/2014	ALGU	101252		46,541,779.00		46,541,779.00					-	46,541,779.00	-	-	46,541,779.00
19	ROI-14-0008361	6/24/2014	ALGU	101252		38,283.00		38,283.00					-	38,283.00	-	-	38,283.00
20	ROI-14-0008347	6/24/2014	ALGU	101252		31,184,190.00		31,184,190.00					-	31,184,190.00	-	-	31,184,190.00
21	ROI-14-0008358	6/24/2014	ALGU	101252		3,539,279.00		3,539,279.00					-	3,539,279.00	-	-	3,539,279.00
22	ROI-14-0008961	7/1/2014	PGF 10633	101407	11,842.00			11,842.00					11,842.00	-	-	-	11,842.00
23	ROI-14-0008962	7/1/2014	PGF 10633	101407	18,960.00			18,960.00					18,960.00	-	-	-	18,960.00
24	ROI-14-0010916	8/6/2014	PGF 10633	101407	144,533.00			144,533.00					144,533.00	-	-	-	144,533.00
25	ROI-14-0010949	8/7/2014	PGF 10633	101407	263,091.00			263,091.00					263,091.00	-	-	-	263,091.00
26	ROI-14-0012166	8/20/2014	PGF 10633	101407	345,866.00			345,866.00					345,866.00	-	-	-	345,866.00
27	ROI-14-0018570	11/19/2014	PGF 10633	101407	267,196.00			267,196.00					267,196.00	-	-	-	267,196.00
28	ROI-14-0019933	12/4/2014	ALGU	101252		302,236.00		302,236.00					-	302,236.00	-	-	302,236.00
29	ROI-14-0020095	12/5/2014	ALGU	101252		680.00		680.00					-	680.00	-	-	680.00
30	ROI-14-0022187	12/12/2014	ALGU	101252		33,272,975.00		33,272,975.00					-	33,272,975.00	-	-	33,272,975.00
31	ROI-14-0023089	12/15/2014	ALGU	101252		404,685.00		404,685.00					-	404,685.00	-	-	404,685.00
32	ROI-14-0023405	12/15/2014	ALGU	101252		302,961.00		302,961.00					-	302,961.00	-	-	302,961.00

List of Allotments and Sub-Allotments
As of the quarter ending December 31, 2014

Department: Department of Budget and Management
Agency/OU: Consolidated
Organization Code (UACS)
Fund: 101277

X	Current Year Appropriation
	Continuing Appropriation
	Supplemental Appropriation

No.	Allotments/Sub-Allotments		Funding Source		Allotments/Sub-Allotments received from Cos/Ros				Sub-Allotment to Regions/Operating Units				Total Allotments/Net of Sub-allotments			
	Number	Date	Description	UACS Code	PS	MOOE	CO	Total	PS	MOOE	CO	Total	PS	MOOE	CO	Total
1	2	3	4	5	6	7	8	9=(6+7+8)	10	11	12	13=(10+11+12)	14=(6+10)	15=(7+11)	16=(8+12)	17=(14+15+16)
33	ROI-14-0023228	12/15/2014	ALGU	101252		1,082,685.00		1,082,685.00					-	1,082,685.00	-	1,082,685.00
34	ROI-14-0023086	12/15/2014	ALGU	101252		2,980,797.00		2,980,797.00					-	2,980,797.00	-	2,980,797.00
	Subtotal				3,436,906.00	19,114,053,451.00	-	19,117,490,357.00	-	-	-	-	3,436,906.00	19,114,053,451.00	-	19,117,490,357.00
	RO II															
1	BMB-G-14-0000023	15-Jan-14	IRA, AA	104251		17,597,859,064.00		17,597,859,064.00					-	17,597,859,064.00	-	17,597,859,064.00
2	ROI-14-0000087	16-Jan-14	PGF 10633 (TLB)	101407	16,474.00			16,474.00					16,474.00	-	-	16,474.00
3	ROI-14-0000998	13-Feb-14	Share in VAT	101252		750,160.00		750,160.00					-	750,160.00	-	750,160.00
4	ROI-14-0002846	14-Mar-14	PGF 10633 (TLB)	101407	149,815.00			149,815.00					149,815.00	-	-	149,815.00
5	ROI-14-0002981	19-Mar-14	PGF 10633 (TLB)	101407	73,688.00			73,688.00					73,688.00	-	-	73,688.00
6	ROI-14-0003249	24-Mar-14	PGF 10633 (TLB)	101407	523,662.00			523,662.00					523,662.00	-	-	523,662.00
7	BMB-G-14-0003330	26-Mar-14	IRA	104251		(2,074,932.00)		(2,074,932.00)					-	(2,074,932.00)	-	(2,074,932.00)
8	BMB-G-14-0005799	20-May-14	IRA	104251		30,567,323.00		30,567,323.00					-	30,567,323.00	-	30,567,323.00
9	ROI-14-0005040	2-May-14	National Wealth	101252		112,766.00		112,766.00					-	112,766.00	-	112,766.00
10	ROI-14-0004700	22-Apr-14	PGF	101407	28,305.00			28,305.00					28,305.00	-	-	28,305.00
11	ROI-14-0006575	4-Jun-14	PGF	101407	5,959.00			5,959.00					5,959.00	-	-	5,959.00
12	ROI-14-0008253	20-Jun-14	Excise Tax	101252		31,653,982.00		31,653,982.00					-	31,653,982.00	-	31,653,982.00
13	ROI-14-0013435	5-Sep-14	ECOZONE	101252		8,361,011.00		8,361,011.00					-	8,361,011.00	-	8,361,011.00
14	ROI-14-0015216	7-Oct-14	PGF	101407	709,027.00			709,027.00					709,027.00	-	-	709,027.00
15	ROI-14-0018326	17-Nov-14	PGF	101407	233,400.00			233,400.00					233,400.00	-	-	233,400.00
16	ROI-14-0020085	5-Dec-14	ECOZONE	101252		23,303,160.00		23,303,160.00					-	23,303,160.00	-	23,303,160.00
17	ROI-14-0020992	10-Dec-14	Share in VAT	101252		3,152,499.00		3,152,499.00					-	3,152,499.00	-	3,152,499.00
	Subtotal				1,740,330.00	17,693,685,033.00	-	17,695,425,363.00	-	-	-	-	1,740,330.00	17,693,685,033.00	-	17,695,425,363.00
	RO III															
1	ROI-14-0000314	1/27/2014	PGF, RA 10633	101407	714,397.00			714,397.00					714,397.00	-	-	714,397.00
2	ROI-14-0000314	1/27/2014	PGF, RA 10633	101407	59,025.00			59,025.00					59,025.00	-	-	59,025.00
3	BMB-G-14-0000024	1/15/2014	ALGU, Auto. Approp.	104251		32,467,158,218.00		32,467,158,218.00					-	32,467,158,218.00	-	32,467,158,218.00
4	ROI-14-0000356	1/28/2014	PGF, RA 10633	101407	284,469.00			284,469.00					284,469.00	-	-	284,469.00
5	ROI-14-0000377	1/29/2014	PGF, RA 10633	101407	296,932.00			296,932.00					296,932.00	-	-	296,932.00
6	ROI-14-0000451	1/30/2014	PGF, RA 10633	101407	20,175.00			20,175.00					20,175.00	-	-	20,175.00
7	ROI-14-0000601	2/5/2014	PGF, RA 10633	101407	135,880.00			135,880.00					135,880.00	-	-	135,880.00
8	ROI-14-0000563	2/3/2014	PGF, RA 10633	101407	207,604.00			207,604.00					207,604.00	-	-	207,604.00
9	ROI-14-0000565	2/3/2014	PGF, RA 10633	101407	11,694.00			11,694.00					11,694.00	-	-	11,694.00
10	ROI-14-0000783	2/10/2014	ALGU, RA 10633	101252		11,656,545.00		11,656,545.00					-	11,656,545.00	-	11,656,545.00
11	ROI-14-0001081	2/17/2014	PGF, RA 10633	101407	100,785.00			100,785.00					100,785.00	-	-	100,785.00
12	ROI-14-0000895	2/12/2014	PGF, RA 10633	101407	961,057.00			961,057.00					961,057.00	-	-	961,057.00
13	ROI-14-0000896	2/12/2014	PGF, RA 10633	101407	385,737.00			385,737.00					385,737.00	-	-	385,737.00
14	ROI-14-0001264	2/20/2014	PGF, RA 10633	101407	454,037.00			454,037.00					454,037.00	-	-	454,037.00
15	ROI-14-0001225	2/19/2014	PGF, RA 10633	101407	142,083.00			142,083.00					142,083.00	-	-	142,083.00
16	ROI-14-0002129	3/5/2014	PGF, RA 10633	101407	981,126.00			981,126.00					981,126.00	-	-	981,126.00
17	ROI-14-0002878	3/17/2014	PGF, RA 10633	101407	237,246.00			237,246.00					237,246.00	-	-	237,246.00
18	ROI-14-0003565	3/31/2014	PGF, RA 10633	101407	292,808.00			292,808.00					292,808.00	-	-	292,808.00
19	ROI-14-0003542	3/30/2014	PGF, RA 10633	101407	1,895,779.00			1,895,779.00					1,895,779.00	-	-	1,895,779.00
20	BMB-G-14-0003331	3/26/2014	ALGU, Auto. Approp.	104251		(7,588,556.00)		(7,588,556.00)					-	(7,588,556.00)	-	(7,588,556.00)

List of Allotments and Sub-Allotments
As of the quarter ending December 31, 2014

Department: Department of Budget and Management
Agency/OU: Consolidated
Organization Code (UACS)
Fund: 101277

X	Current Year Appropriation
	Continuing Appropriation
	Supplemental Appropriation

No.	Allotments/Sub-Allotments		Funding Source		Allotments/Sub-Allotments received from Cos/Ros				Sub-Allotment to Regions/Operating Units				Total Allotments/Net of Sub-allotments			
	Number	Date	Description	UACS Code	PS	MOOE	CO	Total	PS	MOOE	CO	Total	PS	MOOE	CO	Total
					6	7	8	9=(6+7+8)	10	11	12	13=(10+11+12)	14=(6+10)	15=(7+11)	16=(8+12)	17=(14+15+16)
21	ROIII-14-0004353	4/15/2014	PGF, RA 10633	101407	352,905.00			352,905.00					352,905.00	-	-	352,905.00
22	ROIII-14-0004919	4/28/2014	PGF, RA 10633	101407	457,962.00			457,962.00					457,962.00	-	-	457,962.00
23	ROIII-14-0004945	4/28/2014	PGF, RA 10633	101407	70,932.00			70,932.00					70,932.00	-	-	70,932.00
24	ROIII-14-0004925	4/28/2014	ALGU, RA 10633	101252		2,295,358.00		2,295,358.00					-	2,295,358.00	-	2,295,358.00
25	ROIII-14-0005194	5/6/2014	PGF, RA 10633	101407	114,209.00			114,209.00					114,209.00	-	-	114,209.00
26	ROIII-14-0005419	5/9/2014	PGF, RA 10633	101407	116,166.00			116,166.00					116,166.00	-	-	116,166.00
27	ROIII-14-0005421	5/9/2014	ALGU, RA 10633	101252		895,176.00		895,176.00					-	895,176.00	-	895,176.00
28	BMB-G-14-0005800	5/20/2014	ALGU, RA 10633	101252		82,336,292.00		82,336,292.00					-	82,336,292.00	-	82,336,292.00
29	ROIII-14-0006284	6/2/2014	PGF, RA 10633	101407	380,257.00			380,257.00					380,257.00	-	-	380,257.00
30	ROIII-14-0007510	6/13/2014	PGF, RA 10633	101407	158,744.00			158,744.00					158,744.00	-	-	158,744.00
31	ROIII-14-0007941	6/17/2014	PGF, RA 10633	101407	54,480.00			54,480.00					54,480.00	-	-	54,480.00
32	ROIII-14-0007962	6/18/2014	PGF, RA 10633	101407	202,174.00			202,174.00					202,174.00	-	-	202,174.00
33	ROIII-14-0007958	6/18/2014	PGF, RA 10633	101407	240,862.00			240,862.00					240,862.00	-	-	240,862.00
34	ROIII-14-0008349	6/24/2014	ALGU, RA 10633	101252		123,790.00		123,790.00					-	123,790.00	-	123,790.00
35	ROIII-14-0007961	6/18/2014	PGF, RA 10633	101407	262,354.00			262,354.00					262,354.00	-	-	262,354.00
36	ROIII-14-0007926	6/17/2014	PGF, RA 10633	101407	157,213.00			157,213.00					157,213.00	-	-	157,213.00
37	ROIII-14-0008471	6/26/2014	ALGU, RA 10633	101252		24,860,616.00		24,860,616.00					-	24,860,616.00	-	24,860,616.00
38	ROIII-14-0009036	7/2/2014	PGF, RA 10633	101407	50,163.00			50,163.00					50,163.00	-	-	50,163.00
39	ROIII-14-0010778	8/5/2014	PGF, RA 10633	101407	45,163.00			45,163.00					45,163.00	-	-	45,163.00
40	ROIII-14-0011865	8/15/2014	PGF, RA 10633	101407	689,283.00			689,283.00					689,283.00	-	-	689,283.00
41	ROIII-14-0011992	8/18/2014	PGF, RA 10633	101407	299,937.00			299,937.00					299,937.00	-	-	299,937.00
42	ROIII-14-0011996	8/18/2014	PGF, RA 10633	101407	84,029.00			84,029.00					84,029.00	-	-	84,029.00
43	ROIII-14-0012737	8/29/2014	PGF, RA 10633	101407	411,648.00			411,648.00					411,648.00	-	-	411,648.00
44	ROIII-14-0012906	8/29/2014	PGF, RA 10633	101407	431,722.00			431,722.00					431,722.00	-	-	431,722.00
45	ROIII-14-0013265	9/3/2014	PGF, RA 10633	101407	324,067.00			324,067.00					324,067.00	-	-	324,067.00
46	ROIII-14-0013413	9/5/2014	PGF, RA 10633	101407	23,869.00			23,869.00					23,869.00	-	-	23,869.00
47	ROIII-14-0014531	9/26/2014	PGF, RA 10633	101407	763,012.00			763,012.00					763,012.00	-	-	763,012.00
48	ROIII-14-0016389	9/23/2014	PGF, RA 10633	101407	84,733.00			84,733.00					84,733.00	-	-	84,733.00
49	ROIII-14-0016313	10/22/2014	PGF, RA 10633	101407	226,079.00			226,079.00					226,079.00	-	-	226,079.00
50	ROIII-14-0017000	10/29/2014	PGF, RA 10633	101407	1,679,267.00			1,679,267.00					1,679,267.00	-	-	1,679,267.00
51	ROIII-14-0017249	11/5/2014	PGF, RA 10633	101407	461,042.00			461,042.00					461,042.00	-	-	461,042.00
52	ROIII-14-0017980	11/12/2014	PGF, RA 10633	101407	269,200.00			269,200.00					269,200.00	-	-	269,200.00
53	ROIII-14-0018949	11/21/2014	ALGU, RA 10633	101252		4,040,254.00		4,040,254.00					-	4,040,254.00	-	4,040,254.00
54	ROIII-14-0018504	11/19/2014	PGF, RA 10633	101407	269,617.00			269,617.00					269,617.00	-	-	269,617.00
55	ROIII-14-0019623	12/1/2014	PGF, RA 10633	101407	658,178.00			658,178.00					658,178.00	-	-	658,178.00
56	ROIII-14-0019373	11/27/2014	PGF, RA 10633	101407	897,728.00			897,728.00					897,728.00	-	-	897,728.00
57	ROIII-14-0019356	11/26/2014	PGF, RA 10633	101407	951,932.00			951,932.00					951,932.00	-	-	951,932.00
58	ROIII-14-0019480	11/27/2014	PGF, RA 10633	101407	1,208,934.00			1,208,934.00					1,208,934.00	-	-	1,208,934.00
59	ROIII-14-0020437	12/9/2014	PGF, RA 10633	101407	170,114.00			170,114.00					170,114.00	-	-	170,114.00
60	ROIII-14-0024007	12/17/2014	PGF, RA 10633	101407	162,799.00			162,799.00					162,799.00	-	-	162,799.00
61	ROIII-14-0025730	12/23/2014	ALGU, RA 10633	101252		272,102.00		272,102.00					-	272,102.00	-	272,102.00
	Subtotal				19,911,608.00	32,586,049,795.00		32,605,961,403.00					19,911,608.00	32,586,049,795.00		32,605,961,403.00
	RO IVA															

List of Allotments and Sub-Allotments
As of the quarter ending December 31, 2014

Department: Department of Budget and Management
Agency/OU: Consolidated
Organization Code (UACS)
Fund: 101277

X

Current Year Appropriation
Continuing Appropriation
Supplemental Appropriation

No.	Allotments/Sub-Allotments		Funding Source		Allotments/Sub-Allotments received from Cos/Ros				Sub-Allotment to Regions/Operating Units				Total Allotments/Net of Sub-allotments			
	Number	Date	Description	UACS Code	PS	MOOE	CO	Total	PS	MOOE	CO	Total	PS	MOOE	CO	Total
1	2	3	4	5	6	7	8	9=(6+7+8)	10	11	12	13=(10+11+12)	14=(6+10)	15=(7+11)	16=(8+12)	17=(14+15+16)
1	ROIVA-14-0000372	01/29/14	PGF	101407	912,214.00			912,214.00					912,214.00	-	-	912,214.00
2	ROIVA-14-0000373	01/29/14	PGF	101407	979,851.00			979,851.00					979,851.00	-	-	979,851.00
3	ROIVA-14-0000485	2/3/2014	PGF	101407	1,494,478.00			1,494,478.00					1,494,478.00	-	-	1,494,478.00
4	ROIVA-14-0000929	2/13/2014	PGF	101407	825,506.00			825,506.00					825,506.00	-	-	825,506.00
5	ROIVA-14-0000930	2/13/2014	PGF	101407	108,401.00			108,401.00					108,401.00	-	-	108,401.00
6	ROIVA-14-0002805	3/14/2014	PGF	101407	725,777.00			725,777.00					725,777.00	-	-	725,777.00
7	ROIVA-14-0002810	3/14/2014	PGF	101407	253,017.00			253,017.00					253,017.00	-	-	253,017.00
8	G-14-0000025	01/15/14	Automatic Appro. - IRA	104251		37,666,254,954.00		37,666,254,954.00						37,666,254,954.00	-	37,666,254,954.00
9	G-14-0003332	03/26/14	Automatic Appro. - IRA	104251		(11,398,813.00)		(11,398,813.00)						(11,398,813.00)	-	(11,398,813.00)
10	ROIVA-14-0004392	04/15/14	PGF	101407	194,967.00			194,967.00					194,967.00	-	-	194,967.00
11	ROIVA-14-0004391	04/15/14	PGF	101407	282,122.00			282,122.00					282,122.00	-	-	282,122.00
12	ROIVA-14-0004745	04/23/14	PGF	101407	635,906.00			635,906.00					635,906.00	-	-	635,906.00
13	ROIVA-14-0004781	04/23/14	SSLPNT	101252		2,630,854.00		2,630,854.00						2,630,854.00	-	2,630,854.00
14	ROIVA-14-0004814	04/24/14	SSLPNT	101252		5,242,632.00		5,242,632.00						5,242,632.00	-	5,242,632.00
15	ROIVA-14-0005235	05/07/14	SSLPNT	101252		2,283,474.00		2,283,474.00						2,283,474.00	-	2,283,474.00
16	ROIVA-14-0005575	05/14/14	SSLPNT	101252		12,775,610.00		12,775,610.00						12,775,610.00	-	12,775,610.00
17	ROIVA-14-0005700	05/19/14	SSLPNT	101252		4,798,092.00		4,798,092.00						4,798,092.00	-	4,798,092.00
18	G-14-0005801	05/20/14	Auto. Appro. - IRA Differential	104251		26,007,616.00		26,007,616.00						26,007,616.00	-	26,007,616.00
19	ROIVA-14-0006081	05/28/14	PGF	101407	345,683.00			345,683.00					345,683.00	-	-	345,683.00
20	ROIVA-14-0007396	06/13/14	PGF	101407	634,286.00			634,286.00					634,286.00	-	-	634,286.00
21	ROIVA-14-0008285	06/23/14	PGF	101407	280,463.00			280,463.00					280,463.00	-	-	280,463.00
22	ROIVA-14-0009748	07/21/14	PGF	101407	502,928.00			502,928.00					502,928.00	-	-	502,928.00
23	ROIVA-14-0013063	09/02/14	PGF	101407	467,324.00			467,324.00					467,324.00	-	-	467,324.00
24	ROIVA-14-0013064	09/02/14	PGF	101407	148,845.00			148,845.00					148,845.00	-	-	148,845.00
25	ROIVA-14-0013065	09/02/14	PGF	101407	706,576.00			706,576.00					706,576.00	-	-	706,576.00
26	ROIVA-14-0014798	10/01/14	PGF	101407	309,156.00			309,156.00					309,156.00	-	-	309,156.00
27	ROIVA-14-0015007	10/03/14	PGF	101407	366,311.00			366,311.00					366,311.00	-	-	366,311.00
28	ROIVA-14-0017506	11/06/14	PGF	101407	395,336.00			395,336.00					395,336.00	-	-	395,336.00
29	ROIVA-14-0018822	11/21/14	PGF	101407	624,995.00			624,995.00					624,995.00	-	-	624,995.00
30	ROIVA-14-0018669	11/20/14	SSLPNT	101252		1,360,032.00		1,360,032.00						1,360,032.00	-	1,360,032.00
31	ROIVA-14-0023274	12/16/14	SSLPNT	101252		73,961,650.00		73,961,650.00						73,961,650.00	-	73,961,650.00
32	ROIVA-14-0023275	12/16/14	SSLPNT	101252		2,786,072.00		2,786,072.00						2,786,072.00	-	2,786,072.00
	Subtotal				11,194,142.00	37,786,702,173.00	-	37,797,896,315.00	-	-	-	-	11,194,142.00	37,786,702,173.00	-	37,797,896,315.00
	RO IVB															
1	SARO-ROIVB-14-0001536	February 24, 2014	FY 2014, RA 10633	101252		114,311.00		114,311.00						114,311.00	-	114,311.00
2	SARO-ROIVB-14-0000121	January 17, 2014	FY 2014, RA 10633 PGF	101407	20,880.00			20,880.00					20,880.00	-	-	20,880.00
3	SARO-ROIVB-14-000483	February 3, 2014	FY 2014, RA 10633 PGF	101407	177,173.00			177,173.00					177,173.00	-	-	177,173.00
4	SARO-ROIVB-14-000636	February 6, 2014	FY 2014, RA 10633 PGF	101407	46,400.00			46,400.00					46,400.00	-	-	46,400.00
5	SARO-ROIVB-14-0001986	March 3, 2014	FY 2014, RA 10633 PGF	101407	214,984.00			214,984.00					214,984.00	-	-	214,984.00
6	SARO-ROIVB-14-0002218	March 6, 2014	FY 2014, RA 10633 PGF	101407	107,070.00			107,070.00					107,070.00	-	-	107,070.00
7	SARO-ROIVB-14-0002249	March 7, 2014	FY 2014, RA 10633 PGF	101407	19,707.00			19,707.00					19,707.00	-	-	19,707.00
8	SARO-ROIVB-14-0002401	March 11, 2014	FY 2014, RA 10633 PGF	101407	188,790.00			188,790.00					188,790.00	-	-	188,790.00
9	SARO-ROIVB-14-0002604	March 12, 2014	FY 2014, RA 10633 PGF	101407	168,439.00			168,439.00					168,439.00	-	-	168,439.00

List of Allotments and Sub-Allotments
As of the quarter ending December 31, 2014

Department: Department of Budget and Management
Agency/OU: Consolidated
Organization Code (UACS)
Fund: 101277

X	Current Year Appropriation
	Continuing Appropriation
	Supplemental Appropriation

No.	Allotments/Sub-Allotments		Funding Source		Allotments/Sub-Allotments received from Cos/Ros				Sub-Allotment to Regions/Operating Units				Total Allotments/Net of Sub-allotments			
	Number	Date	Description	UACS Code	PS	MOOE	CO	Total	PS	MOOE	CO	Total	PS	MOOE	CO	Total
1	2	3	4	5	6	7	8	9=(6+7+8)	10	11	12	13=(10+11+12)	14=(6+10)	15=(7+11)	16=(8+12)	17=(14+15+16)
10	SARO-ROIVB-14-0003035	March 20, 2014	FY 2014, RA 10633 PGF	101407	757,881.00			757,881.00					757,881.00	-	-	757,881.00
11	SARO-ROIVB-14-0000093	January 16, 2014	FY 2014, RA 10633 PGF	101407	111,178.00			111,178.00					111,178.00	-	-	111,178.00
12	SARO-ROIVB-14-0000241	January 23, 2014	FY 2014, RA 10633 PGF	101407	8,952.00			8,952.00					8,952.00	-	-	8,952.00
13	SARO-ROIVB-14-0001647	February 25, 2014	FY 2014, RA 10633 PGF	101407	118,699.00			118,699.00					118,699.00	-	-	118,699.00
14	SARO-ROIVB-14-0002605	March 12, 2014	FY 2014, RA 10633 PGF	101407	28,689.00			28,689.00					28,689.00	-	-	28,689.00
15	SARO-ROIVB-14-0002861	March 17, 2014	FY 2014, RA 10633 PGF	101407	152,721.00			152,721.00					152,721.00	-	-	152,721.00
16	SARO-BMB-G-14-0000026	January 15, 2014	Auto. Appro. - IRA Differential	104251		14,911,859,404.00		14,911,859,404.00					-	14,911,859,404.00	-	14,911,859,404.00
17	SARO-BMB-G-14-0003333	March 26, 2014	Auto. Appro. - IRA Differential	104251		(25,367,411.00)		(25,367,411.00)					-	(25,367,411.00)	-	(25,367,411.00)
18	SARO-ROIVB-14-0004293	April 14, 2014	FY 2014, RA 10633 PGF	101407	502,149.00			502,149.00					502,149.00	-	-	502,149.00
19	SARO-ROIVB-14-0004736	April 22, 2014	FY 2014, RA 10633 PGF	101407	92,846.00			92,846.00					92,846.00	-	-	92,846.00
20	SARO-ROIVB-14-0005052	May 2, 2014	FY 2014, RA 10633 PGF	101407	71,450.00			71,450.00					71,450.00	-	-	71,450.00
21	SARO-ROIVB-14-0005901	May 22, 2014	FY 2014, RA 10633 PGF	101407	413,678.00			413,678.00					413,678.00	-	-	413,678.00
22	SARO-ROIVB-14-0006055	May 27, 2014	FY 2014, RA 10633 PGF	101407	786,502.00			786,502.00					786,502.00	-	-	786,502.00
23	SARO-ROIVB-14-0008373	June 24, 2014	FY 2014, RA 10633 PGF	101407	445,114.00			445,114.00					445,114.00	-	-	445,114.00
24	SARO-ROIVB-14-0003794	April 4, 2014	FY 2014, RA 10633 PGF	101407	67,612.00			67,612.00					67,612.00	-	-	67,612.00
25	SARO-ROIVB-14-0006849	June 4, 2014	FY 2014, RA 10633 PGF	101407	580,304.00			580,304.00					580,304.00	-	-	580,304.00
26	SARO-ROIVB-14-0006925	June 5, 2014	FY 2014, RA 10633 PGF	101407	137,908.00			137,908.00					137,908.00	-	-	137,908.00
27	SARO-ROIVB-14-0007889	June 17, 2014	FY 2014, RA 10633 PGF	101407	274,998.00			274,998.00					274,998.00	-	-	274,998.00
28	SARO-ROIVB-14-0005102	May 2, 2014	FY 2014, RA 10633	101252		9,496,609.00		9,496,609.00					-	9,496,609.00	-	9,496,609.00
29	SARO-ROIVB-14-0005459	May 12, 2014	FY 2014, RA 10633	101252		11,312,339.00		11,312,339.00					-	11,312,339.00	-	11,312,339.00
30	SARO-ROIVB-14-0005101	May 2, 2014	FY 2014, RA 10633	101252		39,648,691.00		39,648,691.00					-	39,648,691.00	-	39,648,691.00
31	SARO-BMB-G-14-0005802	May 20, 2014	Auto. Appro. - IRA Differential	104251		28,720,896.00		28,720,896.00					-	28,720,896.00	-	28,720,896.00
32	SARO-ROIVB-14-0008293	June 23, 2014	FY 2014, RA 10633	101252		343,756.00		343,756.00					-	343,756.00	-	343,756.00
33	SARO-ROIVB-14-0011026	August 8, 2014	PGF - Monetization	101407	16,225.00			16,225.00					16,225.00	-	-	16,225.00
34	SARO-ROIVB-14-0011420	August 13, 2014	PGF - Monetization	101407	67,961.00			67,961.00					67,961.00	-	-	67,961.00
35	SARO-ROIVB-14-0011421	August 13, 2014	PGF - Monetization	101407	111,683.00			111,683.00					111,683.00	-	-	111,683.00
36	SARO-ROIVB-14-0013536	September 8, 2014	PGF - Monetization	101407	29,004.00			29,004.00					29,004.00	-	-	29,004.00
37	SARO-ROIVB-14-0009301	July 9, 2014	PGF - Terminal Leave	101407	73,997.00			73,997.00					73,997.00	-	-	73,997.00
38	SARO-ROIVB-14-0009429	July 11, 2014	PGF - Terminal Leave	101407	172,292.00			172,292.00					172,292.00	-	-	172,292.00
39	SARO-ROIVB-14-0009841	July 22, 2014	PGF - Terminal Leave	101407	140,123.00			140,123.00					140,123.00	-	-	140,123.00
40	SARO-ROIVB-14-0011693	August 14, 2014	PGF - Terminal Leave	101407	10,578.00			10,578.00					10,578.00	-	-	10,578.00
41	SARO-ROIVB-14-0013834	September 11, 2014	PGF - Terminal Leave	101407	98,385.00			98,385.00					98,385.00	-	-	98,385.00
42	SARO-ROIVB-14-0023606	December 17, 2014	VAT Special Share	101252		407,078.00		407,078.00					-	407,078.00	-	407,078.00
43	SARO-ROIVB-14-0015598	October 13, 2014	PGF - Monetization	101407	42,834.00			42,834.00					42,834.00	-	-	42,834.00
44	SARO-ROIVB-14-0016567	October 24, 2014	PGF - Monetization	101407	306,485.00			306,485.00					306,485.00	-	-	306,485.00
45	SARO-ROIVB-14-0017287	November 3, 2014	PGF - Monetization	101407	179,042.00			179,042.00					179,042.00	-	-	179,042.00
46	SARO-ROIVB-14-0019054	November 24, 2014	PGF - Monetization	101407	178,021.00			178,021.00					178,021.00	-	-	178,021.00
47	SARO-ROIVB-14-0019274	November 26, 2014	PGF - Monetization	101407	612,552.00			612,552.00					612,552.00	-	-	612,552.00
48	SARO-ROIVB-14-0019554	November 28, 2014	PGF - Monetization	101407	320,894.00			320,894.00					320,894.00	-	-	320,894.00
49	SARO-ROIVB-14-0024752	December 22, 2014	PGF - Monetization	101407	318,619.00			318,619.00					318,619.00	-	-	318,619.00
50	SARO-ROIVB-14-0014949	October 2, 2014	PGF - Terminal Leave	101407	26,607.00			26,607.00					26,607.00	-	-	26,607.00
51	SARO-ROIVB-14-0019344	November 26, 2014	PGF - Terminal Leave	101407	54,513.00			54,513.00					54,513.00	-	-	54,513.00
52	SARO-ROIVB-14-0019342	November 26, 2014	PGF - Terminal Leave	101407	201,562.00			201,562.00					201,562.00	-	-	201,562.00

List of Allotments and Sub-Allotments
As of the quarter ending December 31, 2014

Department: Department of Budget and Management
Agency/OU: Consolidated
Organization Code (UACS)
Fund: 101277

X	Current Year Appropriation
	Continuing Appropriation
	Supplemental Appropriation

No.	Allotments/Sub-Allotments		Funding Source		Allotments/Sub-Allotments received from Cos/Ros				Sub-Allotment to Regions/Operating Units				Total Allotments/Net of Sub-allotments			
	Number	Date	Description	UACS Code	PS	MOOE	CO	Total	PS	MOOE	CO	Total	PS	MOOE	CO	Total
	2	3	4	5	6	7	8	9=(6+7+8)	10	11	12	13=(10+11+12)	14=(6+10)	15=(7+11)	16=(8+12)	17=(14+15+16)
53	SARO-ROVB-14-0024204	December 18, 2014	PGF - Terminal Leave	101407	91,822.00			91,822.00					91,822.00	-	-	91,822.00
54	SARO-ROVB-14-0024302	December 19, 2014	PGF - Terminal Leave	101407	97,876.00			97,876.00					97,876.00	-	-	97,876.00
55	SARO-ROVB-14-0019218	November 25, 2014	NW - Mining	101252		36,441,437.00		36,441,437.00					-	36,441,437.00	-	36,441,437.00
56	SARO-ROVB-14-0023605	December 17, 2014	NW - Mining	101252		8,610,122.00		8,610,122.00					-	8,610,122.00	-	8,610,122.00
57	SARO-ROVB-14-0026307	December 23, 2014	Burley Excise Tax	101252		714,002.00		714,002.00					-	714,002.00	-	714,002.00
	Subtotal				8,645,199	15,022,301,234	-	15,030,946,433	-	-	-	-	8,645,199	15,022,301,234	-	15,030,946,433
	RO V															
1	SARO-ROV-14-0002211	03/06/14	PGF,FY2014, RA 10633	101407	691,262.00			691,262.00					691,262.00	-	-	691,262.00
2	SARO-ROV-14-0000997	03/13/14	PGF,FY2014, RA 10633	101407	306,132.00			306,132.00					306,132.00	-	-	306,132.00
3	SARO-ROV-14-0000812	02/11/14	PGF,FY2014, RA 10633	101407	12,882.00			12,882.00					12,882.00	-	-	12,882.00
4	SARO-BMB-G-14-0000027	01/15/14	ALGU, IRA, Auto Appro	104251		21,273,595,302.00		21,273,595,302.00					-	21,273,595,302.00	-	21,273,595,302.00
5	SARO-ROV-14-0005143	05/05/14	PGF,FY2014, RA 10633	101407	251,927.00			251,927.00					251,927.00	-	-	251,927.00
6	SARO-ROV-14-0005906	05/22/14	PGF,FY2014, RA 10633	101407	287,568.00			287,568.00					287,568.00	-	-	287,568.00
7	SARO-ROV-14-0006587	06/04/14	PGF,FY2014, RA 10633	101407	65,587.00			65,587.00					65,587.00	-	-	65,587.00
8	SARO-ROV-14-0007078	06/06/14	PGF,FY2014, RA 10633	101407	93,831.00			93,831.00					93,831.00	-	-	93,831.00
10	SARO-ROV-14-0005151	05/05/14	PGF,FY2014, RA 10633	101407		37,815,235.00		37,815,235.00					-	37,815,235.00	-	37,815,235.00
11	SARO-ROV-14-0005144	05/05/14	PGF,FY2014, RA 10633	101407		4,649,507.00		4,649,507.00					-	4,649,507.00	-	4,649,507.00
12	SARO-BMB-G-14-0003334	03/26/14	ALGU, IRA, Auto Appro	104251		(3,803,963.00)		(3,803,963.00)					-	(3,803,963.00)	-	(3,803,963.00)
13	SARO-BMB-G-14-0005804	05/20/14	ALGU, IRA, Auto Appro	101252		22,347,243.00		22,347,243.00					-	22,347,243.00	-	22,347,243.00
14	SARO-ROV-14-0008390	06/24/14	PGF,FY2014, RA 10633	101407	45,162.00			45,162.00					45,162.00	-	-	45,162.00
15	SARO-ROV-14-0011535	08/18/14	PGF,FY2014, RA 10633	101407	153,247.00			153,247.00					153,247.00	-	-	153,247.00
16	SARO-ROV-14-0012205	08/22/14	PGF,FY2014, RA 10633	101407	74,603.00			74,603.00					74,603.00	-	-	74,603.00
17	SARO-ROV-14-0012262	08/26/14	PGF,FY2014, RA 10633	101407	212,642.00			212,642.00					212,642.00	-	-	212,642.00
18	SARO-ROV-14-0005450	05/12/14	NW,FY2014, RA 10633	101252		31,469,258.00		31,469,258.00					-	31,469,258.00	-	31,469,258.00
19	SARO-BMB-G-14-0009318	07/09/14	ALGU - shares in VAT	101407		787,343.00		787,343.00					-	787,343.00	-	787,343.00
20	SARO-ROV-14-0014346	09/23/14	PGF,FY2014, RA 10633	101407	40,918.00			40,918.00					40,918.00	-	-	40,918.00
21	SARO-ROV-14-0015491	10/09/14	PGF,FY2014, RA 10633	101407	387,756.00			387,756.00					387,756.00	-	-	387,756.00
22	SARO-ROV-14-0017168	10/30/14	PGF,FY2014, RA 10633	101407	76,949.00			76,949.00					76,949.00	-	-	76,949.00
23	SARO-ROV-14-0014347	09/23/14	PGF,FY2014, RA 10633	101407	131,606.00			131,606.00					131,606.00	-	-	131,606.00
24	SARO-ROV-14-0016387	10/27/14	PGF,FY2014, RA 10633	101407	78,607.00			78,607.00					78,607.00	-	-	78,607.00
25	SARO-ROV-14-0016386	10/27/14	PGF,FY2014, RA 10633	101407	300,178.00			300,178.00					300,178.00	-	-	300,178.00
26	SARO-ROV-14-0015491	12/09/14	NW,FY2014, RA 10633	101252		23,941,463.00		23,941,463.00					-	23,941,463.00	-	23,941,463.00
27	SARO-ROV-14-0024958	12/22/14	NW,FY2014, RA 10633	101252		30,442,246.00		30,442,246.00					-	30,442,246.00	-	30,442,246.00
28	SARO-BMB-G-14-0024951	12/22/14	VAT,FY2014, RA 10633	101252		3,419,766.00		3,419,766.00					-	3,419,766.00	-	3,419,766.00
	Subtotal				3,210,857.00	21,424,663,400.00	-	21,427,874,257.00	-	-	-	-	3,210,857.00	21,424,663,400.00	-	21,427,874,257.00
	RO VI															
1	ROVI-14-0000568	02/04/14	SPF-PGF	101407	286,302.00			286,302.00					286,302.00	-	-	286,302.00
2	ROVI-14-0000690	02/07/14	SPF-PGF	101407	971,578.00			971,578.00					971,578.00	-	-	971,578.00
3	ROVI-14-0001891	02/28/14	SPF-PGF	101407	601,750.00			601,750.00					601,750.00	-	-	601,750.00
4	ROVI-14-00002770	02/27/14	SPF-PGF	101407	821,157.00			821,157.00					821,157.00	-	-	821,157.00
5	BMB-G-14-0000028	01/15/14	Automatic Appro-IRA	104251		27,809,515,543.00		27,809,515,543.00					-	27,809,515,543.00	-	27,809,515,543.00
6	ROVI-14-0003653	04/01/14	SPF-PGF	101407	456,281.00			456,281.00					456,281.00	-	-	456,281.00
7	ROVI-14-0004305	04/14/14	SPF-PGF	101407	1,188,076.00			1,188,076.00					1,188,076.00	-	-	1,188,076.00

List of Allotments and Sub-Allotments
As of the quarter ending December 31, 2014

Department: Department of Budget and Management
Agency/OU: Consolidated
Organization Code (UACS)
Fund: 101277

X	Current Year Appropriation
	Continuing Appropriation
	Supplemental Appropriation

No.	Allotments/Sub-Allotments		Funding Source		Allotments/Sub-Allotments received from Cos/Ros				Sub-Allotment to Regions/Operating Units				Total Allotments/Net of Sub-allotments			
	Number	Date	Description	UACS Code	PS	MOOE	CO	Total	PS	MOOE	CO	Total	PS	MOOE	CO	Total
1	2	3	4	5	6	7	8	9=(6+7+8)	10	11	12	13=(10+11+12)	14=(6+10)	15=(7+11)	16=(8+12)	17=(14+15+16)
8	ROVI-14-0004390	04/15/14	SPF-PGF	101407	245,598.00			245,598.00					245,598.00	-	-	245,598.00
9	ROVI-14-0004023	04/08/14	SPF-PGF	101407	143,474.00			143,474.00					143,474.00	-	-	143,474.00
10	ROVI-14-0005348	05/08/14	SPF-PGF	101407	274,131.00			274,131.00					274,131.00	-	-	274,131.00
11	ROVI-14-0005350	05/08/14	SPF-PGF	101407	118,615.00			118,615.00					118,615.00	-	-	118,615.00
12	ROVI-14-0006046	05/26/14	SPF-PGF	101407	521,759.00			521,759.00					521,759.00	-	-	521,759.00
13	ROVI-14-0007303	06/11/14	SPF-PGF	101407	369,657.00			369,657.00					369,657.00	-	-	369,657.00
14	ROVI-14-0003269	03/25/14	ALGU - shares in VAT	101252		6,496,020.00		6,496,020.00						6,496,020.00	-	6,496,020.00
15	ROVI-14-0005099	05/02/14	ALGU - shares in Energy Resources	101252		580,863,489.00		580,863,489.00						580,863,489.00	-	580,863,489.00
16	ROVI-14-0005653	05/16/14	ALGU - shares from Mining Taxes	101252		130,396.00		130,396.00						130,396.00	-	130,396.00
17	BMB-G-14-0003335	03/26/14	IRA Withdrawal	104251		(1,017,418.00)		(1,017,418.00)						(1,017,418.00)	-	(1,017,418.00)
18	BMB-G-14-0005806	05/20/14	ALGU - shares in National Taxes	101252		44,399,944.00		44,399,944.00						44,399,944.00	-	44,399,944.00
19	ROVI-14-0008284	06/23/14	ALGU - shares from Burley & Native Tobacco Excise Tax	101252		359,648.00		359,648.00						359,648.00	-	359,648.00
20	ROVI-14-0009047	07/02/14	SPF-PGF	101407	97,634.00			97,634.00					97,634.00	-	-	97,634.00
21	ROVI-14-0009976	07/24/14	SPF-PGF	101407	87,440.00			87,440.00					87,440.00	-	-	87,440.00
22	ROVI-14-0010024	07/25/14	SPF-PGF	101407	191,701.00			191,701.00					191,701.00	-	-	191,701.00
23	ROVI-14-0011661	08/14/14	SPF-PGF	101407	79,696.00			79,696.00					79,696.00	-	-	79,696.00
24	ROVI-14-0013213	09/03/14	SPF-PGF	101407	174,316.00			174,316.00					174,316.00	-	-	174,316.00
25	ROVI-14-0013745	09/11/14	SPF-PGF	101407	425,748.00			425,748.00					425,748.00	-	-	425,748.00
26	ROVI-14-0015189	10/07/14	SPF-PGF	101407	149,244.00			149,244.00					149,244.00	-	-	149,244.00
27	ROVI-14-0016349	10/22/14	SPF-PGF	101407	971,922.00			971,922.00					971,922.00	-	-	971,922.00
28	ROVI-14-0017567	11/06/14	SPF-PGF	101407	198,213.00			198,213.00					198,213.00	-	-	198,213.00
29	ROVI-14-0018320	11/17/14	SPF-PGF	101407	521,632.00			521,632.00					521,632.00	-	-	521,632.00
30	ROVI-14-0019246	11/25/14	SPF-PGF	101407	825,132.00			825,132.00					825,132.00	-	-	825,132.00
31	ROVI-14-0020237	12/09/14	SPF-PGF	101407	144,122.00			144,122.00					144,122.00	-	-	144,122.00
32	ROVI-14-0020146	12/05/14	ALGU - shares from Mining Taxes	101252		93,610.00		93,610.00						93,610.00	-	93,610.00
	Subtotal				9,865,178.00	28,440,841,232.00	-	28,450,706,410.00	-	-	-	-	9,865,178.00	28,440,841,232.00	-	28,450,706,410.00
	ROVII															
1	BMB-G-14-0000029	15-Jan-14	Auto. Appro. - IRA Differential	104251		24,215,502,904.00		24,215,502,904.00						24,215,502,904.00	-	24,215,502,904.00
2	BMB-G-14-0003336	26-Mar-14	IRA FY 2014 RA10633	104251		(3,768,921.00)		(3,768,921.00)						(3,768,921.00)	-	(3,768,921.00)
3	ROVII-14-0000849	11-Feb-14	SPF Natl Taxes, RA10633	101252		3,052,645.00		3,052,645.00						3,052,645.00	-	3,052,645.00
4	ROVII-14-0001735	26-Feb-14	SPF PGF (TLB)	101407	75,100.00			75,100.00					75,100.00	-	-	75,100.00
5	ROVII-14-0001736	26-Feb-14	FY 2014 GAA, RA 10633	101407	586,530.00			586,530.00					586,530.00	-	-	586,530.00
6	ROVII-14-0001837	27-Feb-14		101407	6,395.00			6,395.00					6,395.00	-	-	6,395.00
7	ROVII-14-0001841	27-Feb-14		101407	105,716.00			105,716.00					105,716.00	-	-	105,716.00
8	ROVII-14-0001836	27-Feb-14		101407	186,821.00			186,821.00					186,821.00	-	-	186,821.00
9	ROVII-14-0002607	12-Mar-14		101407	321,231.00			321,231.00					321,231.00	-	-	321,231.00
10	ROVII-14-0002880	17-Mar-14		101407	112,347.00			112,347.00					112,347.00	-	-	112,347.00
11	ROVII-14-0002882	17-Mar-14		101407	284,634.00			284,634.00					284,634.00	-	-	284,634.00
12	ROVII-14-0002851	14-Mar-14		101407	267,290.00			267,290.00					267,290.00	-	-	267,290.00

List of Allotments and Sub-Allotments
As of the quarter ending December 31, 2014

Department: Department of Budget and Management
Agency/OU: Consolidated
Organization Code (UACS)
Fund: 101277

X	Current Year Appropriation
	Continuing Appropriation
	Supplemental Appropriation

No.	Allotments/Sub-Allotments		Funding Source		Allotments/Sub-Allotments received from Cos/Ros				Sub-Allotment to Regions/Operating Units				Total Allotments/Net of Sub-allotments			
	Number	Date	Description	UACS Code	PS	MOOE	CO	Total	PS	MOOE	CO	Total	PS	MOOE	CO	Total
1	2	3	4	5	6	7	8	9=(6+7+8)	10	11	12	13=(10+11+12)	14=(6+10)	15=(7+11)	16=(8+12)	17=(14+15+16)
13	ROVII-14-0002879	17-Mar-14		101407	1,426,859.00			1,426,859.00					1,426,859.00	-	-	1,426,859.00
14	ROVII-14-0002881	17-Mar-14		101407	70,268.00			70,268.00					70,268.00	-	-	70,268.00
15	ROVII-14-0000789	10-Feb-14	SPF PGF (Monetization)	101407	514,741.00			514,741.00					514,741.00	-	-	514,741.00
16	ROVII-14-0000782	10-Feb-14	FY 2014 GAA, RA 10633	101407	257,608.00			257,608.00					257,608.00	-	-	257,608.00
17	ROVII-14-0000790	10-Feb-14		101407	310,270.00			310,270.00					310,270.00	-	-	310,270.00
18	ROVII-14-0000780	10-Feb-14		101407	133,288.00			133,288.00					133,288.00	-	-	133,288.00
19	ROVII-14-0000841	11-Feb-14		101407	239,591.00			239,591.00					239,591.00	-	-	239,591.00
20	ROVII-14-0002608	12-Mar-14		101407	132,114.00			132,114.00					132,114.00	-	-	132,114.00
21	ROVII-14-0001839	27-Feb-14		101407	102,604.00			102,604.00					102,604.00	-	-	102,604.00
22	ROVII-14-0002457	11-Mar-14		101407	132,512.00			132,512.00					132,512.00	-	-	132,512.00
23	ROVII-14-0002455	11-Mar-14		101407	354,044.00			354,044.00					354,044.00	-	-	354,044.00
24	ROVII-14-0002609	12-Mar-14		101407	1,078,034.00			1,078,034.00					1,078,034.00	-	-	1,078,034.00
25	ROVII-14-0002456	11-Mar-14		101407	137,252.00			137,252.00					137,252.00	-	-	137,252.00
26	ROVII-14-0002883	17-Mar-14		101407	47,760.00			47,760.00					47,760.00	-	-	47,760.00
27	ROVII-14-0002901	18-Mar-14		101407	36,846.00			36,846.00					36,846.00	-	-	36,846.00
28	ROVII-14-0002848	14-Mar-14		101407	769,243.00			769,243.00					769,243.00	-	-	769,243.00
29	ROVII-14-0002850	14-Mar-14		101407	315,135.00			315,135.00					315,135.00	-	-	315,135.00
30	ROVII-14-0002698	13-Mar-14		101407	413,050.00			413,050.00					413,050.00	-	-	413,050.00
31	ROVII-14-0002697	13-Mar-14		101407	107,274.00			107,274.00					107,274.00	-	-	107,274.00
32	ROVII-14-0005112	2-May-14	SPF Nat'l Taxes FY 2014 RA10633	101252		27,064,482.00		27,064,482.00					-	27,064,482.00	-	27,064,482.00
33	ROVII-14-0005276	7-May-14		101252		30,349,030.00		30,349,030.00					-	30,349,030.00	-	30,349,030.00
34	ROVII-14-0005646	16-May-14		101252		24,447,738.00		24,447,738.00					-	24,447,738.00	-	24,447,738.00
35	BMB-G-14-0006436	20-May-14		101252		78,182,445.00		78,182,445.00					-	78,182,445.00	-	78,182,445.00
36	ROVII-14-0008372	24-Jun-14		101252		55,872.00		55,872.00					-	55,872.00	-	55,872.00
37	ROVII-14-0003287	25-Mar-14	SPF PGF (TLB)	101407	36,819.00			36,819.00					36,819.00	-	-	36,819.00
38	ROVII-14-0003290	25-Mar-14	FY 2014 GAA, RA 10633	101407	158,760.00			158,760.00					158,760.00	-	-	158,760.00
39	ROVII-14-0003935	4-Apr-14		101407	37,151.00			37,151.00					37,151.00	-	-	37,151.00
40	ROVII-14-0004196	11-Apr-14		101407	561,816.00			561,816.00					561,816.00	-	-	561,816.00
41	ROVII-14-0004539	16-Apr-14		101407	186,605.00			186,605.00					186,605.00	-	-	186,605.00
42	ROVII-14-0004742	23-Apr-14		101407	6,500.00			6,500.00					6,500.00	-	-	6,500.00
43	ROVII-14-0005717	19-May-14		101407	169,353.00			169,353.00					169,353.00	-	-	169,353.00
44	ROVII-14-0006031	26-May-14		101407	61,558.00			61,558.00					61,558.00	-	-	61,558.00
45	ROVII-14-0006843	4-Jun-14		101407	199,520.00			199,520.00					199,520.00	-	-	199,520.00
46	ROVII-14-0006875	5-Jun-14		101407	178,427.00			178,427.00					178,427.00	-	-	178,427.00
47	ROVII-14-0006877	5-Jun-14		101407	216,804.00			216,804.00					216,804.00	-	-	216,804.00
48	ROVII-14-0007169	9-Jun-14		101407	53,308.00			53,308.00					53,308.00	-	-	53,308.00
49	ROVII-14-0008378	24-Jun-14		101407	61,545.00			61,545.00					61,545.00	-	-	61,545.00
50	ROVII-14-0008377	24-Jun-14		101407	197,336.00			197,336.00					197,336.00	-	-	197,336.00
51	ROVII-14-0003288	25-Mar-14	SPF PGF (Monetization)	101407	388,395.00			388,395.00					388,395.00	-	-	388,395.00
52	ROVII-14-0003289	25-Mar-14	FY 2014 GAA, RA 10633	101407	329,688.00			329,688.00					329,688.00	-	-	329,688.00
53	ROVII-14-0004190	11-Apr-14		101407	79,839.00			79,839.00					79,839.00	-	-	79,839.00
54	ROVII-14-0004621	21-Apr-14		101407	4,411.00			4,411.00					4,411.00	-	-	4,411.00
55	ROVII-14-0004744	23-Apr-14		101407	286,465.00			286,465.00					286,465.00	-	-	286,465.00

List of Allotments and Sub-Allotments
As of the quarter ending December 31, 2014

Department: Department of Budget and Management
Agency/OU: Consolidated
Organization Code (UACS)
Fund: 101277

X	Current Year Appropriation
	Continuing Appropriation
	Supplemental Appropriation

No.	Allotments/Sub-Allotments		Funding Source		Allotments/Sub-Allotments received from Cos/Ros				Sub-Allotment to Regions/Operating Units				Total Allotments/Net of Sub-allotments			
	Number	Date	Description	UACS Code	PS	MOOE	CO	Total	PS	MOOE	CO	Total	PS	MOOE	CO	Total
	2	3	4	5	6	7	8	9=(6+7+8)	10	11	12	13=(10+11+12)	14=(6+10)	15=(7+11)	16=(8+12)	17=(14+15+16)
56	ROVII-14-0004741	23-Apr-14		101407	825,513.00			825,513.00					825,513.00	-	-	825,513.00
57	ROVII-14-0004795	23-Apr-14		101407	395,847.00			395,847.00					395,847.00	-	-	395,847.00
58	ROVII-14-0005645	16-May-14		101407	408,061.00			408,061.00					408,061.00	-	-	408,061.00
59	ROVII-14-0005724	20-May-14		101407	83,275.00			83,275.00					83,275.00	-	-	83,275.00
60	ROVII-14-0005884	21-May-14		101407	273,837.00			273,837.00					273,837.00	-	-	273,837.00
61	ROVII-14-0005723	20-May-14		101407	158,639.00			158,639.00					158,639.00	-	-	158,639.00
62	ROVII-14-0005929	22-May-14		101407	45,271.00			45,271.00					45,271.00	-	-	45,271.00
63	ROVII-14-0005986	23-May-14		101407	287,039.00			287,039.00					287,039.00	-	-	287,039.00
64	ROVII-14-0005987	23-May-14		101407	142,338.00			142,338.00					142,338.00	-	-	142,338.00
65	ROVII-14-0006030	26-May-14		101407	104,023.00			104,023.00					104,023.00	-	-	104,023.00
66	ROVII-14-0006876	5-Jun-14		101407	285,501.00			285,501.00					285,501.00	-	-	285,501.00
67	ROVII-14-0006878	5-Jun-14		101407	698,982.00			698,982.00					698,982.00	-	-	698,982.00
68	ROVII-14-0007168	9-Jun-14		101407	226,030.00			226,030.00					226,030.00	-	-	226,030.00
69	ROVII-14-0007210	9-Jun-14		101407	32,479.00			32,479.00					32,479.00	-	-	32,479.00
70	ROVII-14-0007211	9-Jun-14		101407	491,058.00			491,058.00					491,058.00	-	-	491,058.00
71	ROVII-14-0007212	9-Jun-14		101407	166,428.00			166,428.00					166,428.00	-	-	166,428.00
72	ROVII-14-0007380	12-Jun-14		101407	891,044.00			891,044.00					891,044.00	-	-	891,044.00
73	ROVII-14-0007381	12-Jun-14		101407	101,298.00			101,298.00					101,298.00	-	-	101,298.00
74	ROVII-14-0008371	24-Jun-14		101407	949,203.00			949,203.00					949,203.00	-	-	949,203.00
75	ROVII-14-0008374	24-Jun-14		101407	40,401.00			40,401.00					40,401.00	-	-	40,401.00
76	ROVII-14-0008375	24-Jun-14		101407	286,321.00			286,321.00					286,321.00	-	-	286,321.00
77	ROVII-14-0008376	24-Jun-14		101407	754,313.00			754,313.00					754,313.00	-	-	754,313.00
78	ROVII-14-0008379	24-Jun-14		101407	113,538.00			113,538.00					113,538.00	-	-	113,538.00
79	ROVII-14-0009424	11-Jul-14	SPF PGF (TLB)	101407	57,536.00			57,536.00					57,536.00	-	-	57,536.00
80	ROVII-14-0009885	22-Jul-14	FY 2014 GAA, RA 10633	101407	228,822.00			228,822.00					228,822.00	-	-	228,822.00
81	ROVII-14-0010262	28-Jul-14		101407	11,933.00			11,933.00					11,933.00	-	-	11,933.00
82	ROVII-14-0010756	5-Aug-14		101407	72,320.00			72,320.00					72,320.00	-	-	72,320.00
83	ROVII-14-0010787	5-Aug-14		101407	70,828.00			70,828.00					70,828.00	-	-	70,828.00
84	ROVII-14-0012176	20-Aug-14		101407	516,894.00			516,894.00					516,894.00	-	-	516,894.00
85	ROVII-14-0012199	20-Aug-14		101407	228,135.00			228,135.00					228,135.00	-	-	228,135.00
86	ROVII-14-0012441	27-Aug-14		101407	3,402.00			3,402.00					3,402.00	-	-	3,402.00
87	ROVII-14-0013690	10-Sep-14		101407	158,607.00			158,607.00					158,607.00	-	-	158,607.00
88	ROVII-14-0013691	10-Sep-14		101407	224,579.00			224,579.00					224,579.00	-	-	224,579.00
89	ROVII-14-0013951	15-Sep-14		101407	155,801.00			155,801.00					155,801.00	-	-	155,801.00
90	ROVII-14-0014379	23-Sep-14		101407	70,792.00			70,792.00					70,792.00	-	-	70,792.00
91	ROVII-14-0014380	23-Sep-14		101407	176,194.00			176,194.00					176,194.00	-	-	176,194.00
92	ROVII-14-0014460	25-Sep-14		101407	102,424.00			102,424.00					102,424.00	-	-	102,424.00
93	ROVII-14-0014479	25-Sep-14		101407	91,801.00			91,801.00					91,801.00	-	-	91,801.00
94	ROVII-14-0009228	8-Jul-14	SPF PGF (Monetization)	101407	150,759.00			150,759.00					150,759.00	-	-	150,759.00
95	ROVII-14-0009229	8-Jul-14	FY 2014 GAA, RA 10633	101407	144,964.00			144,964.00					144,964.00	-	-	144,964.00
96	ROVII-14-0009255	8-Jul-14		101407	402,795.00			402,795.00					402,795.00	-	-	402,795.00
97	ROVII-14-0009276	8-Jul-14		101407	246,301.00			246,301.00					246,301.00	-	-	246,301.00
98	ROVII-14-0009277	8-Jul-14		101407	88,536.00			88,536.00					88,536.00	-	-	88,536.00

List of Allotments and Sub-Allotments
As of the quarter ending December 31, 2014

Department: Department of Budget and Management
Agency/OU: Consolidated
Organization Code (UACS)
Fund: 101277

X	Current Year Appropriation
	Continuing Appropriation
	Supplemental Appropriation

No.	Allotments/Sub-Allotments		Funding Source		Allotments/Sub-Allotments received from Cos/Ros				Sub-Allotment to Regions/Operating Units				Total Allotments/Net of Sub-allotments			
	Number	Date	Description	UACS Code	PS	MOOE	CO	Total	PS	MOOE	CO	Total	PS	MOOE	CO	Total
	2	3	4	5	6	7	8	9=(6+7+8)	10	11	12	13=(10+11+12)	14=(6+10)	15=(7+11)	16=(8+12)	17=(14+15+16)
99	ROVII-14-0009444	11-Jul-14		101407	90,089.00			90,089.00					90,089.00	-	-	90,089.00
100	ROVII-14-0009447	11-Jul-14		101407	379,003.00			379,003.00					379,003.00	-	-	379,003.00
101	ROVII-14-0009504	14-Jul-14		101407	263,578.00			263,578.00					263,578.00	-	-	263,578.00
102	ROVII-14-0009887	22-Jul-14		101407	246,795.00			246,795.00					246,795.00	-	-	246,795.00
103	ROVII-14-0010264	28-Jul-14		101407	249,127.00			249,127.00					249,127.00	-	-	249,127.00
104	ROVII-14-0012040	18-Aug-14		101407	191,293.00			191,293.00					191,293.00	-	-	191,293.00
105	ROVII-14-0012198	20-Aug-14		101407	332,622.00			332,622.00					332,622.00	-	-	332,622.00
106	ROVII-14-0012358	26-Aug-14		101407	124,192.00			124,192.00					124,192.00	-	-	124,192.00
107	ROVII-14-0012527	28-Aug-14		101407	164,556.00			164,556.00					164,556.00	-	-	164,556.00
108	ROVII-14-0013383	4-Sep-14		101407	525,573.00			525,573.00					525,573.00	-	-	525,573.00
109	ROVII-14-0013566	8-Sep-14		101407	45,378.00			45,378.00					45,378.00	-	-	45,378.00
110	ROVII-14-0013807	11-Sep-14		101407	62,572.00			62,572.00					62,572.00	-	-	62,572.00
111	ROVII-14-0013809	11-Sep-14		101407	114,111.00			114,111.00					114,111.00	-	-	114,111.00
112	ROVII-14-0014384	23-Sep-14		101407	385,250.00			385,250.00					385,250.00	-	-	385,250.00
113	ROVII-14-0001477	25-Sep-14		101407	523,505.00			523,505.00					523,505.00	-	-	523,505.00
114	ROVII-14-0023076	15-Dec-14	SPF Nat'l Taxes, RA10633	101252		29,101,462.00		29,101,462.00						29,101,462.00	-	29,101,462.00
115	ROVII-14-0015306	8-Oct-14	SPF PGF (TLB)	101407	17,218.00			17,218.00					17,218.00	-	-	17,218.00
116	ROVII-14-0016237	21-Oct-14	FY 2014 GAA, RA 10633	101407	258,670.00			258,670.00					258,670.00	-	-	258,670.00
117	ROVII-14-0016736	24-Oct-14		101407	349,822.00			349,822.00					349,822.00	-	-	349,822.00
118	ROVII-14-0016760	24-Oct-14		101407	38,186.00			38,186.00					38,186.00	-	-	38,186.00
119	ROVII-14-0016896	27-Oct-14		101407	234,037.00			234,037.00					234,037.00	-	-	234,037.00
120	ROVII-14-0017646	7-Nov-14		101407	94,208.00			94,208.00					94,208.00	-	-	94,208.00
121	ROVII-14-0017683	7-Nov-14		101407	133,968.00			133,968.00					133,968.00	-	-	133,968.00
122	ROVII-14-0018548	19-Nov-14		101407	264,891.00			264,891.00					264,891.00	-	-	264,891.00
123	ROVII-14-0019330	26-Nov-14		101407	22,322.00			22,322.00					22,322.00	-	-	22,322.00
124	ROVII-14-0023519	16-Dec-14		101407	39,950.00			39,950.00					39,950.00	-	-	39,950.00
125	ROVII-14-0015235	7-Oct-14		101407	5,305.00			5,305.00					5,305.00	-	-	5,305.00
126	ROVII-14-0015829	14-Oct-14		101407	84,277.00			84,277.00					84,277.00	-	-	84,277.00
127	ROVII-14-0016070	17-Oct-14		101407	257,578.00			257,578.00					257,578.00	-	-	257,578.00
128	ROVII-14-0016071	17-Oct-14		101407	105,384.00			105,384.00					105,384.00	-	-	105,384.00
129	ROVII-14-0016402	23-Oct-14		101407	544,189.00			544,189.00					544,189.00	-	-	544,189.00
130	ROVII-14-0016403	23-Oct-14		101407	631,093.00			631,093.00					631,093.00	-	-	631,093.00
131	ROVII-14-0016761	24-Oct-14		101407	406,552.00			406,552.00					406,552.00	-	-	406,552.00
132	ROVII-14-0016954	28-Oct-14		101407	153,701.00			153,701.00					153,701.00	-	-	153,701.00
133	ROVII-14-0016955	28-Oct-14		101407	663,125.00			663,125.00					663,125.00	-	-	663,125.00
134	ROVII-14-0016956	28-Oct-14		101407	587,850.00			587,850.00					587,850.00	-	-	587,850.00
135	ROVII-14-0017600	6-Nov-14		101407	34,557.00			34,557.00					34,557.00	-	-	34,557.00
136	ROVII-14-00017601	6-Nov-14		101407	64,551.00			64,551.00					64,551.00	-	-	64,551.00
137	ROVII-14-0017630	7-Nov-14		101407	31,412.00			31,412.00					31,412.00	-	-	31,412.00
138	ROVII-14-0017669	7-Nov-14		101407	131,134.00			131,134.00					131,134.00	-	-	131,134.00
139	ROVII-14-0017681	7-Nov-14		101407	128,121.00			128,121.00					128,121.00	-	-	128,121.00
140	ROVII-14-0017947	12-Nov-14	2,566,995,069.00	101407	43,928.00			43,928.00					43,928.00	-	-	43,928.00
141	ROVII-14-0018430	18-Nov-14	24,472,881,277.00	101407	187,908.00			187,908.00					187,908.00	-	-	187,908.00

List of Allotments and Sub-Allotments
As of the quarter ending December 31, 2014

Department: Department of Budget and Management
Agency/OU: Consolidated
Organization Code (UACS)
Fund: 101277

X	-Current Year Appropriation
	Continuing Appropriation
	Supplemental Appropriation

No.	Allotments/Sub-Allotments		Funding Source		Allotments/Sub-Allotments received from Cos/Ros				Sub-Allotment to Regions/Operating Units				Total Allotments/Net of Sub-allotments			
	Number	Date	Description	UACS Code	PS	MOOE	CO	Total	PS	MOOE	CO	Total	PS	MOOE	CO	Total
1	2	3	4	5	6	7	8	9=(6+7+8)	10	11	12	13=(10+11+12)	14=(6+10)	15=(7+11)	16=(8+12)	17=(14+15+16)
142	ROVII-14-0018431	18-Nov-14	(21,905,886,208.00)	101407	36,167.00			36,167.00					36,167.00	-	-	36,167.00
143	ROVII-14-0018432	18-Nov-14		101407	30,189.00			30,189.00					30,189.00	-	-	30,189.00
144	ROVII-14-0018547	19-Nov-14		101407	83,794.00			83,794.00					83,794.00	-	-	83,794.00
145	ROVII-14-0018549	19-Nov-14		101407	585,141.00			585,141.00					585,141.00	-	-	585,141.00
146	ROVII-14-0018579	19-Nov-14		101407	311,999.00			311,999.00					311,999.00	-	-	311,999.00
147	ROVII-14-0018974	21-Nov-14		101407	173,861.00			173,861.00					173,861.00	-	-	173,861.00
148	ROVII-14-0019300	26-Nov-14		101407	82,859.00			82,859.00					82,859.00	-	-	82,859.00
149	ROVII-14-0023520	16-Dec-14		101407	622,661.00			622,661.00					622,661.00	-	-	622,661.00
150	ROVII-14-0023521	16-Dec-14		101407	52,649.00			52,649.00					52,649.00	-	-	52,649.00
	Subtotal				33,893,620.00	24,403,987,657.00	-	24,437,881,277.00	-	-	-	-	33,893,620.00	24,403,987,657.00	-	24,437,881,277.00
	ROVIII															
1	G-14-0000030	01/15/14	IRA	104251		21,237,322,354.00		21,237,322,354.00					-	21,237,322,354.00	-	21,237,322,354.00
2	ROVIII-14-0000320	01/27/14	RA 10633			145,945.00		145,945.00					-	145,945.00	-	145,945.00
3	ROVIII-14-0000319	01/27/14				980,861.00		980,861.00					-	980,861.00	-	980,861.00
4	SARO-BMB-G-14-0003337	03/26/14	IRA	104251		(10,643,494.00)		(10,643,494.00)					-	(10,643,494.00)	-	(10,643,494.00)
5	ROVIII-14-0005809	05/09/14	ALGU - National Taxes	101252		35,898,233.00		35,898,233.00					-	35,898,233.00	-	35,898,233.00
6	ROVIII-14-0005445	05/12/14		101252		3,380.00		3,380.00					-	3,380.00	-	3,380.00
7	ROVIII-14-0005427	05/09/14		101252		55,543,864.00		55,543,864.00					-	55,543,864.00	-	55,543,864.00
8	ROVIII-14-0008341	06/24/14		101252		221,026.00		221,026.00					-	221,026.00	-	221,026.00
9	ROVIII-14-0004530	04/15/14	PGF, FY 2014, RA 10633	101407	386,225.00			386,225.00					386,225.00	-	-	386,225.00
10	ROVIII-14-0008343	06/24/14		101407	43,490.00			43,490.00					43,490.00	-	-	43,490.00
11	ROVIII-14-0009455	07/11/14		101407	207,541.00			207,541.00					207,541.00	-	-	207,541.00
12	ROVIII-14-0009762	07/21/14		101407	751,044.00			751,044.00					751,044.00	-	-	751,044.00
13	ROVIII-14-0009758	07/21/14		101407	436,749.00			436,749.00					436,749.00	-	-	436,749.00
14	ROVIII-14-0010685	08/04/14	21.00	101407	259,442.00			259,442.00					259,442.00	-	-	259,442.00
15	ROVIII-14-0012445	08/27/14	21,321,988,883.00	101407	141,754.00			141,754.00					141,754.00	-	-	141,754.00
16	ROVIII-14-0013358	09/04/14	(21,321,988,862.00)	101407	290,469.00			290,469.00					290,469.00	-	-	290,469.00
17	ROVIII-14-0013358	09/04/14		101407	274,425.00			274,425.00					274,425.00	-	-	274,425.00
18	ROVIII-14-0013358	09/04/14		101407	234,256.00			234,256.00					234,256.00	-	-	234,256.00
19	ROVIII-14-0019006	11/24/14		101407	35,124.00			35,124.00					35,124.00	-	-	35,124.00
20	ROVIII-14-0024555	12/19/14		101407	93,710.00			93,710.00					93,710.00	-	-	93,710.00
21	ROVIII-14-0019233	11/25/14	ALGU (Mining Taxes)	101252		37,156.00		37,156.00					-	37,156.00	-	37,156.00
22	ROVIII-14-0019233	11/25/14		101252		14,957.00		14,957.00					-	14,957.00	-	14,957.00
23	ROVIII-14-0022403	12/12/14		101252		3,537.00		3,537.00					-	3,537.00	-	3,537.00
24	ROVIII-14-0022403	12/12/14		101252		123.00		123.00					-	123.00	-	123.00
25	ROVIII-14-0022403	12/12/14		101252		153.00		153.00					-	153.00	-	153.00
26	ROVIII-14-0022403	12/12/14		101252		122.00		122.00					-	122.00	-	122.00
27	ROVIII-14-0027702	12/29/14	SPF- ALGU (VAT)	101252		337,204.00		337,204.00					-	337,204.00	-	337,204.00
	Subtotal				3,154,229.00	21,319,865,421.00	-	21,323,019,650.00	-	-	-	-	3,154,229.00	21,319,865,421.00	-	21,323,019,650.00
	ROIX															
1	SARO-BMB-G-14-0000031	01/15/14	ALGU, IRA, Auto Appro.	104251		20,303,860,074.00		20,303,860,074.00					-	20,303,860,074.00	-	20,303,860,074.00
2	SARO No. ROIX-14-0000195	01/22/14	PGF, RA 10633	101407	247,912.00			247,912.00					247,912.00	-	-	247,912.00
3	SARO No. ROIX-14-0000196	01/22/14	PGF, RA 10633	101407	286,227.00			286,227.00					286,227.00	-	-	286,227.00

List of Allotments and Sub-Allotments
As of the quarter ending December 31, 2014

Department: Department of Budget and Management
Agency/OU: Consolidated
Organization Code (UACS)
Fund: 101277

X	Current Year Appropriation
	Continuing Appropriation
	Supplemental Appropriation

No.	Allotments/Sub-Allotments		Funding Source		Allotments/Sub-Allotments received from Cos/Ros				Sub-Allotment to Regions/Operating Units				Total Allotments/Net of Sub-allotments			
	Number	Date	Description	UACS Code	PS	MOOE	CO	Total	PS	MOOE	CO	Total	PS	MOOE	CO	Total
1	2	3	4	5	6	7	8	9=(6+7+8)	10	11	12	13=(10+11+12)	14=(6+10)	15=(7+11)	16=(8+12)	17=(14+15+16)
4	SARO No. ROIX-14-0000394	01/29/14	PGF, RA 10633	101407	37,419.00			37,419.00					37,419.00	-	-	37,419.00
5	SARO No. ROIX-14-0000760	02/09/14	PGF, RA 10633	101407	65,585.00			65,585.00					65,585.00	-	-	65,585.00
6	SARO No. ROIX-14-0002935	03/18/14	PGF, RA 10633	101407	232,135.00			232,135.00					232,135.00	-	-	232,135.00
7	SARO No. ROIX-14-0002936	03/18/14	PGF, RA 10633	101407	8,280.00			8,280.00					8,280.00	-	-	8,280.00
8	SARO No. ROIX-14-0002912	03/18/14	PGF, RA 10633	101407	3,286.00			3,286.00					3,286.00	-	-	3,286.00
9	SARO No. ROIX-14-0002920	03/18/14	PGF, RA 10633	101407	22,703.00			22,703.00					22,703.00	-	-	22,703.00
10	SARO No. ROIX-14-0001211	02/19/14	ALGU, Proceeds Nat'l taxes, RA 10633	101252		89,414.00		89,414.00					-	89,414.00	-	89,414.00
11	SARO No. ROIX-14-0003812	04/04/14	PGF, RA 10633	101407	134,395.00			134,395.00					134,395.00	-	-	134,395.00
12	SARO No. ROIX-14-0004250	04/11/14	PGF, RA 10633	101407	91,546.00			91,546.00					91,546.00	-	-	91,546.00
13	SARO No. ROIX-14-0002919	03/18/14	PGF, RA 10633	101407	446,853.00			446,853.00					446,853.00	-	-	446,853.00
14	SARO No. ROIX-14-0005507	05/13/14	PGF, RA 10633	101407	283,044.00			283,044.00					283,044.00	-	-	283,044.00
15	SARO No. ROIX-14-0005917	05/13/14	PGF, RA 10633	101407	5,946.00			5,946.00					5,946.00	-	-	5,946.00
16	SARO No. ROIX-14-0004967	04/29/14	ALGU, Proceeds Nat'l taxes, RA 10633	101252		902,867.00		902,867.00					-	902,867.00	-	902,867.00
17	SARO No. ROIX-14-0004968	04/29/14	ALGU, Proceeds Nat'l taxes, RA 10633	101252		4,051,904.00		4,051,904.00					-	4,051,904.00	-	4,051,904.00
18	SARO No. ROIX-14-0005389	05/08/14	ALGU, Proceeds Nat'l taxes, RA 10633	101252		5,277,329.00		5,277,329.00					-	5,277,329.00	-	5,277,329.00
19	SARO No. ROIX-14-0008359	06/24/14	ALGU, Proceeds Nat'l taxes, RA 10633	101252		249,159.00		249,159.00					-	249,159.00	-	249,159.00
20	SARO-BMB-G-13-0005811	05/20/14	ALGU, Proceeds Nat'l taxes, RA 10633	101252		50,902,726.00		50,902,726.00					-	50,902,726.00	-	50,902,726.00
21	SARO-BMB-G-13-0003338	03/26/14	IRA	104251		(1,094,855.00)		(1,094,855.00)					-	(1,094,855.00)	-	(1,094,855.00)
22	SARO No. ROIX-14-0008852	06/27/14	PGF, RA 10633	101407	288,762.00			288,762.00					288,762.00	-	-	288,762.00
23	SARO No. ROIX-14-0009634	07/18/14	PGF, RA 10633	101407	25,370.00			25,370.00					25,370.00	-	-	25,370.00
24	SARO No. ROIX-14-0011467	08/13/14	PGF, RA 10633	101407	487,643.00			487,643.00					487,643.00	-	-	487,643.00
25	SARO No. ROIX-14-0017486	11/05/14	PGF, RA 10633	101407	414,167.00			414,167.00					414,167.00	-	-	414,167.00
26	SARO No. ROIX-14-0017967	11/12/14	PGF, RA 10633	101407	64,853.00			64,853.00					64,853.00	-	-	64,853.00
27	SARO No. ROIX-14-0023246	12/15/14	PGF, RA 10633	101407	24,601.00			24,601.00					24,601.00	-	-	24,601.00
28	SARO No. ROIX-14-0023304	12/16/14	PGF, RA 10633	101407	121,684.00			121,684.00					121,684.00	-	-	121,684.00
29	SARO No. ROIX-14-0021695	12/12/14	ALGU, Proceeds Nat'l taxes, RA 10633	101252		4,041,182.00		4,041,182.00					-	4,041,182.00	-	4,041,182.00
30	SARO No. ROIX-14-0021679	12/12/14	ALGU, Proceeds Nat'l taxes, RA 10633	101252		1,120,082.00		1,120,082.00					-	1,120,082.00	-	1,120,082.00
31	SARO No. ROIX-14-0020242	12/08/14	ALGU, Proceeds Nat'l taxes, RA 10633	101252		2,925,624.00		2,925,624.00					-	2,925,624.00	-	2,925,624.00
	Subtotal				3,292,411.00	20,372,325,506.00	-	20,375,617,917.00	-	-	-	-	3,292,411.00	20,372,325,506.00	-	20,375,617,917.00
	ROX															
1	G-14-0000032	01/15/14	SPF	104251		15,264,492,113.00		15,264,492,113.00					-	15,264,492,113.00	-	15,264,492,113.00
2	G-14-0000032	01/15/14	SPF	104251		3,158,260,883.00		3,158,260,883.00					-	3,158,260,883.00	-	3,158,260,883.00
3	ROX-14-0001417	02/21/14	SPF	101407	9,832.00			9,832.00					9,832.00	-	-	9,832.00
4	ROX-14-0006447	02/21/14	SPF	101252		4,235,200.00		4,235,200.00					-	4,235,200.00	-	4,235,200.00
5	G-14-0005812	05/28/14	SPF	101252		27,401,908.00		27,401,908.00					-	27,401,908.00	-	27,401,908.00

List of Allotments and Sub-Allotments
As of the quarter ending December 31, 2014

Department: Department of Budget and Management
Agency/OU: Consolidated
Organization Code (UACS)
Fund: 101277

X	Current Year Appropriation
	Continuing Appropriation
	Supplemental Appropriation

No.	Allotments/Sub-Allotments		Funding Source		Allotments/Sub-Allotments received from Cos/Ros				Sub-Allotment to Regions/Operating Units				Total Allotments/Net of Sub-allotments			
	Number	Date	Description	UACS Code	PS	MOOE	CO	Total	PS	MOOE	CO	Total	PS	MOOE	CO	Total
1	2	3	4	5	6	7	8	9=(6+7+8)	10	11	12	13=(10+11+12)	14=(6+10)	15=(7+11)	16=(8+12)	17=(14+15+16)
6	ROX-14-0006991	06/06/14	SPF	101407	115,984.00			115,984.00					115,984.00	-	-	115,984.00
8	ROX-14-0004956	04/28/14	SPF	101252		107,876.00		107,876.00					-	107,876.00	-	107,876.00
9	ROX-14-0004956	04/28/14	SPF	101252		284,623.00		284,623.00					-	284,623.00	-	284,623.00
10	ROX-14-0005277	05/07/14	SPF	101252		280,590.00		280,590.00					-	280,590.00	-	280,590.00
11	ROX-14-0008295	06/23/14	SPF	101252		10,742,243.00		10,742,243.00					-	10,742,243.00	-	10,742,243.00
12	ROX-14-0009954	07/23/14	SPF	101407	68,655.00			68,655.00					68,655.00	-	-	68,655.00
13	ROX-14-0014186	09/22/14	SPF	101407	5,772.00			5,772.00					5,772.00	-	-	5,772.00
14	ROX-14-0015287	10/08/14	SPF	101407	201,624.00			201,624.00					201,624.00	-	-	201,624.00
15	ROX-14-0019091	11/24/14	SPF	101407	157,299.00			157,299.00					157,299.00	-	-	157,299.00
16	ROX-14-0015364	10/09/14	SPF	101407	23,552.00			23,552.00					23,552.00	-	-	23,552.00
17	ROX-14-0020197	12/05/14	SPF	101252		94,088.00		94,088.00					-	94,088.00	-	94,088.00
18	ROX-14-0020197	12/05/14	SPF	101252		178,739.00		178,739.00					-	178,739.00	-	178,739.00
	Subtotal				582,718.00	18,466,078,263.00	-	18,466,660,981.00	-	-	-	-	582,718.00	18,466,078,263.00	-	18,466,660,981.00
	ROXI															
1	SARO BMB-G-14-0000033	1/15/2014	FY 2014, RA 10633	104251		16,332,693,856.00		16,332,693,856.00					-	16,332,693,856.00	-	16,332,693,856.00
2	SARO-ROXI-14-0000178	1/21/2014	PGF, RA 10633	101407	692,668.00			692,668.00					692,668.00	-	-	692,668.00
3	SARO-ROXI-14-0000179	1/21/2014	PGF, RA 10633	101407	308,243.00			308,243.00					308,243.00	-	-	308,243.00
4	SARO-ROXI-14-0000399	1/30/2014	PGF, RA 10633	101407	184,754.00			184,754.00					184,754.00	-	-	184,754.00
5	SARO-ROXI-14-0000651	2/6/2014	PGF, RA 10633	101407	88,415.00			88,415.00					88,415.00	-	-	88,415.00
6	SARO-ROXI-14-0000719	2/7/2014	PGF, RA 10633	101407	197,638.00			197,638.00					197,638.00	-	-	197,638.00
7	SARO-ROXI-14-0000717	2/7/2014	PGF, RA 10633	101407	164,918.00			164,918.00					164,918.00	-	-	164,918.00
8	SARO-ROXI-14-0000798	2/11/2014	PGF, RA 10633	101407	247,383.00			247,383.00					247,383.00	-	-	247,383.00
9	SARO-ROXI-14-0000904	2/12/2014	FY 2014, RA 10633	101252		6,565,905.00		6,565,905.00					-	6,565,905.00	-	6,565,905.00
10	SARO-ROXI-14-0001095	2/17/2014	PGF, RA 10633	101407	504,111.00			504,111.00					504,111.00	-	-	504,111.00
11	SARO-ROXI-14-0001601	2/25/2014	PGF, RA 10633	101407	486,514.00			486,514.00					486,514.00	-	-	486,514.00
12	SARO-ROXI-14-0001659	2/25/2014	PGF, RA 10633	101407	552,060.00			552,060.00					552,060.00	-	-	552,060.00
13	SARO-ROXI-14-0002689	3/13/2014	PGF, RA 10633	101407	365,911.00			365,911.00					365,911.00	-	-	365,911.00
14	SARO-ROXI-14-0002690	3/13/2014	PGF, RA 10633	101407	79,673.00			79,673.00					79,673.00	-	-	79,673.00
15	SARO-ROXI-14-0002807	3/14/2014	PGF, RA 10633	101407	45,610.00			45,610.00					45,610.00	-	-	45,610.00
16	SARO-ROXI-14-0002822	3/14/2014	PGF, RA 10633	101407	30,140.00			30,140.00					30,140.00	-	-	30,140.00
17	SARO-ROXI-14-0003198	3/21/2014	PGF, RA 10633	101407	594,441.00			594,441.00					594,441.00	-	-	594,441.00
18	SARO-ROXI-14-0003315	3/26/2014	PGF, RA 10633	101407	307,320.00			307,320.00					307,320.00	-	-	307,320.00
19	SARO-ROXI-14-0003970	4/7/2014	PGF, RA 10633	101407	122,604.00			122,604.00					122,604.00	-	-	122,604.00
20	SARO-ROXI-14-0003971	4/7/2014	PGF, RA 10633	101407	351,441.00			351,441.00					351,441.00	-	-	351,441.00
21	SARO-ROXI-14-0004016	4/8/2014	PGF, RA 10633	101407	53,934.00			53,934.00					53,934.00	-	-	53,934.00
22	SARO-ROXI-14-0004017	4/8/2014	PGF, RA 10633	101407	619,150.00			619,150.00					619,150.00	-	-	619,150.00
23	SARO-ROXI-14-0004073	4/8/2014	PGF, RA 10633	101407	160,745.00			160,745.00					160,745.00	-	-	160,745.00
24	SARO-ROXI-14-0004470	4/15/2014	PGF, RA 10633	101407	252,586.00			252,586.00					252,586.00	-	-	252,586.00
25	SARO-ROXI-14-0004695	4/22/2014	PGF, RA 10633	101407	88,630.00			88,630.00					88,630.00	-	-	88,630.00
26	SARO-ROXI-14-0004804	4/24/2014	PGF, RA 10633	101407	1,129,441.00			1,129,441.00					1,129,441.00	-	-	1,129,441.00
27	SARO-ROXI-14-0004969	4/29/2014	FY 2014, RA 10633	101252		2,852,107.00		2,852,107.00					-	2,852,107.00	-	2,852,107.00
28	SARO-ROXI-14-0005205	5/6/2014	PGF, RA 10633	101407	85,066.00			85,066.00					85,066.00	-	-	85,066.00
29	SARO-ROXI-14-0005309	5/8/2014	FY 2014, RA 10633	101252		31,193.00		31,193.00					-	31,193.00	-	31,193.00

List of Allotments and Sub-Allotments
As of the quarter ending December 31, 2014

Department: Department of Budget and Management
Agency/OU: Consolidated
Organization Code (UACS)
Fund: 101277

X

Current Year Appropriation
Continuing Appropriation
Supplemental Appropriation

No.	Allotments/Sub-Allotments		Funding Source		Allotments/Sub-Allotments received from Cos/Ros				Sub-Allotment to Regions/Operating Units				Total Allotments/Net of Sub-allotments			
	Number	Date	Description	UACS Code	PS	MOOE	CO	Total	PS	MOOE	CO	Total	PS	MOOE	CO	Total
1	2	3	4	5	6	7	8	9=(6+7+8)	10	11	12	13=(10+11+12)	14=(6+10)	15=(7+11)	16=(8+12)	17=(14+15+16)
30	SARO-ROXI-14-0005606	5/15/2014	PGF, RA 10633	101407	1,268,878.00			1,268,878.00					1,268,878.00	-	-	1,268,878.00
31	SARO-ROXI-14-0005657	5/16/2014	PGF, RA 10633	101407	320,685.00			320,685.00					320,685.00	-	-	320,685.00
32	SARO-ROXI-14-0005659	5/16/2014	PGF, RA 10633	101407	64,902.00			64,902.00					64,902.00	-	-	64,902.00
33	SARO-ROXI-14-0005656	5/16/2014	PGF, RA 10633	101407	214,221.00			214,221.00					214,221.00	-	-	214,221.00
34	SARO BMB-G-14-0005813	5/20/2014	FY 2014, RA 10633	101252		28,122,391.00		28,122,391.00					-	28,122,391.00	-	28,122,391.00
35	SARO-ROXI-14-0005718	5/19/2014	PGF, RA 10633	101407	94,207.00			94,207.00					94,207.00	-	-	94,207.00
36	SARO-ROXI-14-0007283	6/10/2014	PGF, RA 10633	101407	397,666.00			397,666.00					397,666.00	-	-	397,666.00
37	SARO-ROXI-14-0007891	6/17/2014	PGF, RA 10633	101407	80,846.00			80,846.00					80,846.00	-	-	80,846.00
38	SARO-ROXI-14-0008294	6/23/2014	PGF, RA 10633	101407		94,947.00		94,947.00					-	94,947.00	-	94,947.00
39	SARO-ROXI-14-0009075	7/3/2014	PGF, RA 10633	101407	543,353.00			543,353.00					543,353.00	-	-	543,353.00
40	SARO-ROXI-14-0009251	7/8/2014	PGF, RA 10633	101407	42,463.00			42,463.00					42,463.00	-	-	42,463.00
41	SARO-ROXI-14-0009419	7/11/2014	PGF, RA 10633	101407	3,638.00			3,638.00					3,638.00	-	-	3,638.00
42	SARO-ROXI-14-0009536	7/15/2014	PGF, RA 10633	101407	103,120.00			103,120.00					103,120.00	-	-	103,120.00
43	SARO-ROXI-14-0010806	8/5/2014	PGF, RA 10633	101407	52,040.00			52,040.00					52,040.00	-	-	52,040.00
44	SARO-ROXI-14-0010836	8/5/2014	PGF, RA 10633	101407	52,582.00			52,582.00					52,582.00	-	-	52,582.00
45	SARO-ROXI-14-0011299	8/11/2014	PGF, RA 10633	101407	319,252.00			319,252.00					319,252.00	-	-	319,252.00
46	SARO-ROXI-14-0011355	8/12/2014	PGF, RA 10633	101407	177,124.00			177,124.00					177,124.00	-	-	177,124.00
47	SARO-ROXI-14-0012193	8/20/2014	PGF, RA 10633	101407	287,466.00			287,466.00					287,466.00	-	-	287,466.00
48	SARO-ROXI-14-0012194	8/20/2014	PGF, RA 10633	101407	183,104.00			183,104.00					183,104.00	-	-	183,104.00
49	SARO-ROXI-14-0013091	9/2/2014	PGF, RA 10633	101407	252,293.00			252,293.00					252,293.00	-	-	252,293.00
50	SARO-ROXI-14-0013094	9/2/2014	PGF, RA 10633	101407	398,591.00			398,591.00					398,591.00	-	-	398,591.00
51	SARO-ROXI-14-0013788	9/11/2014	PGF, RA 10633	101407	13,549.00			13,549.00					13,549.00	-	-	13,549.00
52	SARO-ROXI-14-0014000	9/16/2014	PGF, RA 10633	101407	76,783.00			76,783.00					76,783.00	-	-	76,783.00
53	SARO-ROXI-14-0017035	10/29/2014	PGF, RA 10633	101407	96,863.00			96,863.00					96,863.00	-	-	96,863.00
54	SARO-ROXI-14-0017275	11/3/2014	PGF, RA 10633	101407	945,672.00			945,672.00					945,672.00	-	-	945,672.00
55	SARO-ROXI-14-0018322	11/17/2014	PGF, RA 10633	101407	901,376.00			901,376.00					901,376.00	-	-	901,376.00
56	SARO-ROXI-14-0018323	11/17/2014	PGF, RA 10633	101407	141,423.00			141,423.00					141,423.00	-	-	141,423.00
57	SARO-ROXI-14-0018328	11/17/2014	PGF, RA 10633	101407	65,005.00			65,005.00					65,005.00	-	-	65,005.00
58	SARO-ROXI-14-0018417	11/18/2014	PGF, RA 10633	101407	89,164.00			89,164.00					89,164.00	-	-	89,164.00
59	SARO-ROXI-14-0018945	11/21/2014	PGF, RA 10633	101407	366,093.00			366,093.00					366,093.00	-	-	366,093.00
60	SARO-ROXI-14-0018939	11/21/2014	FY 2014, RA 10633	101252		231,308.00		231,308.00					-	231,308.00	-	231,308.00
61	SARO-ROXI-14-0019371	11/27/2014	PGF, RA 10633	101407	5,009.00			5,009.00					5,009.00	-	-	5,009.00
62	SARO-ROXI-14-0020404	12/9/2014	PGF, RA 10633	101407	177,081.00			177,081.00					177,081.00	-	-	177,081.00
63	SARO-ROXI-14-0020895	12/10/2014	PGF, RA 10633	101407	453,887.00			453,887.00					453,887.00	-	-	453,887.00
64	SARO-ROXI-14-0022995	12/15/2014	FY 2014, RA 10633	101407		10,311,068.00		10,311,068.00					-	10,311,068.00	-	10,311,068.00
65	SARO-ROXI-14-0027631	12/29/2014	FY 2014, RA 10633	101407		199,800.00		199,800.00					-	199,800.00	-	199,800.00
	Subtotal				15,901,732.00	16,381,102,575.00		16,397,004,307.00					15,901,732.00	16,381,102,575.00		16,397,004,307.00
	ROXII															
1	BMB-G-14-0000034	01/15/14	Automatic Appro-IRA	104251		24,913,416,946.00		24,913,416,946.00					-	24,913,416,946.00	-	24,913,416,946.00
2	ROXII-A-2014-0000015	01/14/14	SPF- PGF	101407	368,441.00			368,441.00					368,441.00	-	-	368,441.00
3	ROXII-A-2014-0000016	01/14/14	SPF- PGF	101407	1,148,330.00			1,148,330.00					1,148,330.00	-	-	1,148,330.00
4	ROXII-14-0000331	01/27/14	SPF- PGF	101407	250,806.00			250,806.00					250,806.00	-	-	250,806.00
5	ROXII-14-0000650	02/06/14	SPF- PGF	101407	100,188.00			100,188.00					100,188.00	-	-	100,188.00

List of Allotments and Sub-Allotments
As of the quarter ending December 31, 2014

Department: Department of Budget and Management
Agency/OU: Consolidated
Organization Code (UACS)
Fund: 101277

X	Current Year Appropriation
	Continuing Appropriation
	Supplemental Appropriation

No.	Allotments/Sub-Allotments		Funding Source		Allotments/Sub-Allotments received from Cos/Ros				Sub-Allotment to Regions/Operating Units				Total Allotments/Net of Sub-allotments			
	Number	Date	Description	UACS Code	PS	MOOE	CO	Total	PS	MOOE	CO	Total	PS	MOOE	CO	Total
1	2	3	4	5	6	7	8	9=(6+7+8)	10	11	12	13=(10+11+12)	14=(6+10)	15=(7+11)	16=(8+12)	17=(14+15+16)
6	ROXII-14-0001966	3/3/2014	SPF- ALGU (VAT)	101252		786,655.00		786,655.00						786,655.00		786,655.00
7	ROXII-14-0001967	3/3/2014	SPF- PGF	101407	368,084.00			368,084.00					368,084.00			368,084.00
8	ROXII-14-0001968	3/3/2014	SPF- PGF	101407	458,317.00			458,317.00					458,317.00			458,317.00
9	ROXII-14-0002707	3/14/2014	SPF- PGF	101407	257,914.00			257,914.00					257,914.00			257,914.00
10	BMB-G-14-0003339	3/26/2014	Automatic Appro-IRA	104251		(6,758,115.00)		(6,758,115.00)						(6,758,115.00)		(6,758,115.00)
11	ROXII-14-0003761	4/3/2014	SPF- PGF	101407	1,150,112.00			1,150,112.00					1,150,112.00			1,150,112.00
12	ROXII-14-0003760	4/3/2014	SPF- PGF	101407	1,797,482.00			1,797,482.00					1,797,482.00			1,797,482.00
13	ROXII-14-0005420	5/9/2014	SPF- PGF	101407	276,310.00			276,310.00					276,310.00			276,310.00
14	BMB-G-14-0005814	5/20/2014	SPF- IRA Differential	101252		20,057,802.00		20,057,802.00						20,057,802.00		20,057,802.00
15	ROXII-14-0006470	6/3/2014	ALGU (Mining Taxes)	101252		25,419.00		25,419.00						25,419.00		25,419.00
16	ROXII-14-0006470	6/3/2014	SPF- ALGU (Energy)	101252		4,050,580.00		4,050,580.00						4,050,580.00		4,050,580.00
17	ROXII-14-0006472	6/3/2014	SPF- PGF	101407	722,055.00			722,055.00					722,055.00			722,055.00
18	ROXII-14-0008437	6/25/2014	ALGU (Tobacco & Burley)	101252		2,590,054.00		2,590,054.00						2,590,054.00		2,590,054.00
19	ROXII-14-0009404	7/11/2014	SPF- PGF	101407	437,030.00			437,030.00					437,030.00			437,030.00
20	ROXII-14-0010374	7/30/2014	SPF- PGF	101407	423,544.00			423,544.00					423,544.00			423,544.00
21	ROXII-14-0013397	9/5/2014	SPF- PGF	101407	537,871.00			537,871.00					537,871.00			537,871.00
22	ROXII-14-0013398	9/5/2014	SPF- PGF	101407	276,228.00			276,228.00					276,228.00			276,228.00
23	ROXII-14-0023479	16-Dec-14	ALGU (VAT)	101252		5,186,882.00		5,186,882.00						5,186,882.00		5,186,882.00
24	ROXII-14-0023477	16-Dec-14	ALGU (Mining Taxes)	101252		6,408.00		6,408.00						6,408.00		6,408.00
25	ROXII-14-0026229	23-Dec-14	ALGU (Tobacco & Burley)	101252		82,411.00		82,411.00						82,411.00		82,411.00
	Subtotal				8,572,712.00	24,939,445,042.00		24,948,017,754.00					8,572,712.00	24,939,445,042.00		24,948,017,754.00
	ROXIII															
1	SARO-BMB-G-14-0000035	01/15/14	Automatic Appropriations	104251		13,460,118,962.00		13,460,118,962.00						13,460,118,962.00		13,460,118,962.00
2	SARO-ROXIII-14-0000762	2/10/2014	FY 2014 ALGU RA 10633	101252		984,102.00		984,102.00						984,102.00		984,102.00
3	SARO-ROXIII-14-0002361	3/10/2014	FY2014 PGF RA 10633	101407	47,039.00			47,039.00					47,039.00			47,039.00
4	SARO-ROXIII-14-0002399	3/11/2014	FY2014 PGF RA 10633	101407	285,077.00			285,077.00					285,077.00			285,077.00
5	SARO-BMB-G-14-0003340	3/26/2014	Automatic Appropriations	104251		(13,976,522.00)		(13,976,522.00)						(13,976,522.00)		(13,976,522.00)
6	SARO-ROXIII-14-0004386	4/15/2014	FY2014 PGF RA 10633	101407	293,633.00			293,633.00					293,633.00			293,633.00
7	SARO-ROXIII-14-0004490	4/15/2014	FY2014 PGF RA 10633	101407	24,252.00			24,252.00					24,252.00			24,252.00
8	SARO-ROXIII-14-0004965	4/29/2014	FY 2014 ALGU RA 10633	101252		22,025,602.00		22,025,602.00						22,025,602.00		22,025,602.00
9	SARO-ROXIII-14-0004983	4/30/2014	FY 2014 ALGU RA 10633	101252		1,903,646.00		1,903,646.00						1,903,646.00		1,903,646.00
10	SARO-ROXIII-14-0005244	5/7/2014	FY 2014 ALGU RA 10633	101252		27,190,603.00		27,190,603.00						27,190,603.00		27,190,603.00
11	SARO-BMB-G-14-0005815	5/20/2014	FY 2014 ALGU RA 10633	101252		6,315,594.00		6,315,594.00						6,315,594.00		6,315,594.00
12	SARO-ROXIII-14-0008057	6/18/2014	FY 2014 ALGU RA 10633	101252		515,267.00		515,267.00						515,267.00		515,267.00
13	SARO-ROXIII-14-0008205	6/20/2014	FY 2014 PGF RA 10633	101407	38,729.00			38,729.00					38,729.00			38,729.00
14	SARO-ROXIII-14-0008281	6/23/2014	FY 2014 ALGU RA 10633	101252		446,999,993.00		446,999,993.00						446,999,993.00		446,999,993.00
15	SARO-ROXIII-14-0010929	8/7/2014	FY 2014 PGF RA 10633	101407	117,855.00			117,855.00					117,855.00			117,855.00
16	SARO-ROXIII-14-0013137	9/2/2014	FY 2014 PGF RA 10633	101407	405,842.00			405,842.00					405,842.00			405,842.00
17	SARO-ROXIII-14-0014351	9/23/2014	FY 2014 PGF RA 10633	101407	85,140.00			85,140.00					85,140.00			85,140.00
18	SARO-ROXIII-14-0014950	10/2/2014	FY 2014 PGF RA 10633	101407	102,439.00			102,439.00					102,439.00			102,439.00
19	SARO-ROXIII-14-0016079	10/20/2014	FY 2014 PGF RA 10633	101407	26,836.00			26,836.00					26,836.00			26,836.00
20	SARO-ROXIII-14-0017231	11/3/2014	FY 2014 PGF RA 10633	101407	191,562.00			191,562.00					191,562.00			191,562.00
21	SARO-ROXIII-14-0020142	12/5/2014	FY 2014 ALGU RA 10633	101252		52,521,717.00		52,521,717.00						52,521,717.00		52,521,717.00

List of Allotments and Sub-Allotments
As of the quarter ending December 31, 2014

Department: Department of Budget and Management
Agency/OU: Consolidated
Organization Code (UACS)
Fund: 101277

X

Current Year Appropriation
Continuing Appropriation
Supplemental Appropriation

No.	Allotments/Sub-Allotments		Funding Source		Allotments/Sub-Allotments received from Cos/Ros				Sub-Allotment to Regions/Operating Units				Total Allotments/Net of Sub-allotments			
	Number	Date	Description	UACS Code	PS	MOOE	CO	Total	PS	MOOE	CO	Total	PS	MOOE	CO	Total
1	2	3	4	5	6	7	8	9=(6+7+8)	10	11	12	13=(10+11+12)	14=(6+10)	15=(7+11)	16=(8+12)	17=(14+15+16)
22	SARO-ROXIII-14-0021350	12/11/2014	FY 2014 ALGU RA 10633	101252		1,201,505.00		1,201,505.00								
23	SARO-ROXIII-14-0021347	12/11/2014	FY 2014 ALGU RA 10633	101252		59,646,746.00		59,646,746.00								
	Subtotal				1,618,404.00	14,065,447,215.00	-	14,067,065,619.00	-	-	-	-	1,618,404.00	14,065,447,215.00	-	14,067,065,619.00
	Total				<u>2,318,735,062.00</u>	<u>347,144,759,379.00</u>	-	<u>349,463,494,441.00</u>	-	-	-	-	<u>2,318,735,062.00</u>	<u>347,144,759,379.00</u>	-	<u>349,463,494,441.00</u>
B. Sub-allotments received from Central Office/Regional Office																
	Sub-Total															
	Total Allotments				<u>2,318,735,062.00</u>	<u>347,144,759,379.00</u>	-	<u>349,463,494,441.00</u>	-	-	-	-	<u>2,318,735,062.00</u>	<u>347,144,759,379.00</u>	-	<u>349,463,494,441.00</u>

Summary by Funding Source Code																
Agency Specific Budget	101111				511,737,156.00			511,737,156.00								
RLIP	104102				1,225,881,305.00			1,225,881,305.00								
IRA	104251				341,575,293,323.00			341,575,293,323.00								
MPBF	101406				447,486,410.00			447,486,410.00								
PGF	10407				133,630,191.00			133,630,191.00								
Calamity	101401				9,650,000.00			9,650,000.00								
ALGU	101252				5,559,816,056.00			5,559,816,056.00								

Certified Correct:

Ed Pangilinan
EDEN D. PANGILINAN
Chief, Budget Division

List of Allotments and Sub-Allotments
As of the quarter ending December 31, 2014

Department: Department of Budget and Management
Agency/OU: Regional Offices
Organization Code (UACS)
Fund: 101277

	Current Year Appropriation
X	Continuing Appropriation
	Supplemental Appropriation

No.	Allotments/Sub-Allotments		Funding Source		Allotments/Sub-Allotments received from Cos/Ros				Sub-Allotment to Regions/Operating Units				Total Allotments/Net of Sub-allotments			
	Number	Date	Description	UACS Code	PS	MOOE	CO	Total	PS	MOOE	CO	Total	PS	MOOE	CO	Total
1	2	3	4	5	6	7	8	9=(6+7+8)	10	11	12	13=(10+11+12)	14=(6+10)	15=(7+11)	16=(8+12)	17=(14+15+16)
A. Allotments received from																
NCR																
1	NCR-13-0006797	June 14, 2013	PGF, RA 10352	102407		0.60		0.60						0.60		0.60
2	BMB-G-13-0000064	January 17, 2013	ALGU-IRA, RA 10352	102252		326,189,036.00		326,189,036.00						326,189,036.00		326,189,036.00
3	G-13-0005441	May 27, 2013	ALGU-IRA, RA 10352	102252		4,212.00		4,212.00						4,212.00		4,212.00
4	G-13-0005331	May 28, 2013	ALGU-IRA, RA 10352	102252		5,621.00		5,621.00						5,621.00		5,621.00
5	G-14-0024860	December 22, 2014	LGSF	102254		30,000,000.00		30,000,000.00						30,000,000.00		30,000,000.00
	Subtotal					356,198,869.60		356,198,869.60						356,198,869.60		356,198,869.60
CAR																
1	G-13-0000065	10-Jan-13	ALGU-IRA, RA 10352	102252		536,687.00		536,687.00						536,687.00		536,687.00
2	G-13-T000002933	30-Jul-13	PDAF, RA 10352	102408		1,000,000.00		1,000,000.00						1,000,000.00		1,000,000.00
3	G-13-0005532	16-Dec-13	ALGU-IRA, RA 10352	102252		4,185.00		4,185.00						4,185.00		4,185.00
4	G-13-0005442	16-Dec-13	ALGU-IRA, RA 10352	102252		5,783.00		5,783.00						5,783.00		5,783.00
5	CAR-14-0025661	22-Dec-14	Burley Tobacco	102252		73,982.00		73,982.00						73,982.00		73,982.00
	Subtotal					1,620,637.00		1,620,637.00						1,620,637.00		1,620,637.00
RO I																
1	BMB-G-14-0024196	12/18/14	LGSF	102254		3,000,000.00		3,000,000.00						3,000,000.00		3,000,000.00
2	ROI-14-0025676	12/22/14	ALGU	102252		2,892,092.00		2,892,092.00						2,892,092.00		2,892,092.00
3	ROI-14-0026412	12/23/14	ALGU	102252		1,856,907.00		1,856,907.00						1,856,907.00		1,856,907.00
4	ROI-14-0026413	12/23/14	ALGU	102252		385,939.00		385,939.00						385,939.00		385,939.00
5	ROI-14-0026351	12/23/14	ALGU	102252		1,492,318.00		1,492,318.00						1,492,318.00		1,492,318.00
	Subtotal					9,627,256.00		9,627,256.00						9,627,256.00		9,627,256.00
RO II																
1	G-13-T0000002952	22-Aug-13	PDAF, RA 10352	102408		2,265,000.00		2,265,000.00						2,265,000.00		2,265,000.00
2	ROI-14-0025761	12/23/14	Excise Tax	102252		10,922,656.00		10,922,656.00						10,922,656.00		10,922,656.00
3	G-14-0023667	12/17/14	LGSF	102254		12,141,357.00		12,141,357.00						12,141,357.00		12,141,357.00
	Subtotal					25,329,013.00		25,329,013.00						25,329,013.00		25,329,013.00
RO IVA																
1	G-14-0025107	12/22/14	LGSF	102254		5,000,000.00		5,000,000.00						5,000,000.00		5,000,000.00
	Subtotal					5,000,000.00		5,000,000.00						5,000,000.00		5,000,000.00
RO IVB																
1	SARO-BMB-G-14-0025114	22-Dec-14	LGSF	102254		10,000,000.00		10,000,000.00						10,000,000.00		10,000,000.00
2	SARO-BMB-G-14-0025117	22-Dec-14	LGSF	102254		10,000,000.00		10,000,000.00						10,000,000.00		10,000,000.00
	Subtotal					20,000,000.00		20,000,000.00						20,000,000.00		20,000,000.00
RO V																
1	SARO-BMB-G-13-0000071	01/10/13	ALGU, IRA, RA 10352	102252		463,698.00		463,698.00						463,698.00		463,698.00
2	SARO-BMB-G-14-0025117	12/22/14	LGSF	102254		10,000,000.00		10,000,000.00						10,000,000.00		10,000,000.00
	Subtotal					10,463,698.00		10,463,698.00						10,463,698.00		10,463,698.00

List of Allotments and Sub-Allotments
As of the quarter ending December 31, 2014

Department: Department of Budget and Management
Agency/OU: Regional Offices
Organization Code (UACS)
Fund: 101277

	Current Year Appropriation
X	Continuing Appropriation
	Supplemental Appropriation

No.	Allotments/Sub-Allotments		Funding Source		Allotments/Sub-Allotments received from Cos/Ros				Sub-Allotment to Regions/Operating Units				Total Allotments/Net of Sub-allotments			
	Number	Date	Description	UACS Code	PS	MOOE	CO	Total	PS	MOOE	CO	Total	PS	MOOE	CO	Total
1	2	3	4	5	6	7	8	9=(6+7+8)	10	11	12	13=(10+11+12)	14=(6+10)	15=(7+11)	16=(8+12)	17=(14+15+16)
RO VI																
1	ROVI-13-0025701	12/26/13	Nat'l Wealth, RA 10352	102252		0.02		0.02						0.02		0.02
2	ROVI-13-0024409	12/12/13	SPF-PGF, RA 10352	102407		11.38		11.38						11.38		11.38
3	BMB-G-14-0024182	12/18/14	LGSF	102254		5,500,000.00		5,500,000.00						5,500,000.00		5,500,000.00
	Subtotal					5,500,011.40		5,500,011.40						5,500,011.40		5,500,011.40
ROVII																
1	ROVII-13-0001844	25-Feb-13	SPF-PGF (Monetization) RA 10352	102407		477,606.00		477,606.00						477,606.00		477,606.00
2	BMB-G-14-0024183	18-Dec-13	LGSF	102254		5,000,000.00		5,000,000.00						5,000,000.00		5,000,000.00
3	BMB-G-14-0025733	23-Dec-13		102254		20,000,000.00		20,000,000.00						20,000,000.00		20,000,000.00
4	BMB-G-14-0027315	29-Dec-13		102254		10,000,000.00		10,000,000.00						10,000,000.00		10,000,000.00
	Subtotal					35,477,606.00		35,477,606.00						35,477,606.00		35,477,606.00
ROVIII																
1	G-13-T00001059	02/15/13	PDAF RA 10352	102408		4,000,000.00		4,000,000.00						4,000,000.00		4,000,000.00
2	G-13-T00002454	05/15/13		102408		2,000,000.00		2,000,000.00						2,000,000.00		2,000,000.00
3	BMB-G-14-0025463	12/22/14	LGSF	102254		10,000,000.00		10,000,000.00						10,000,000.00		10,000,000.00
4	BMB-G-14-0025122	12/22/14		102254		10,000,000.00		10,000,000.00						10,000,000.00		10,000,000.00
	Subtotal					26,000,000.00		26,000,000.00						26,000,000.00		26,000,000.00
ROIX																
1	SARO-BMB-G-13-T000029	08/02/13	RA 10352, PDAF	102408		500,000.00		500,000.00						500,000.00		500,000.00
	Subtotal					500,000.00		500,000.00						500,000.00		500,000.00
ROX																
1	G-13-T000007455	06/26/13	SPF, RA 10352	102252		0.32		0.32						0.32		0.32
2	ROX-13-0033110	12/05/13	SPF-PGF, RA 10352	102407		4.68		4.68						4.68		4.68
3	ROX-13-0021437	12/03/13	SPF-PGF, RA 10352	102407		3.43		3.43						3.43		3.43
4	G-14-0023668	12/17/14	SPF	102252		14,040,000.00		14,040,000.00						14,040,000.00		14,040,000.00
5	G-14-0023596	12/17/14	SPF	102252		484,533.00		484,533.00						484,533.00		484,533.00
6	G-14-0024184	12/18/14	SPF	102252		568,498.00		568,498.00						568,498.00		568,498.00
7	ROX-14-0026178	12/23/14	SPF	102252		152,491.00		152,491.00						152,491.00		152,491.00
	Subtotal					15,245,530.43		15,245,530.43						15,245,530.43		15,245,530.43
ROXI																
1	SARO-ROXI-13-0019721	11/15/2013	FY 2014, RA 10633	102407		0.83		0.83						0.83		0.83
2	SARO-BMB-G-14-0026764	12/29/2013	LGSF	102254		20,000,000.00		20,000,000.00						20,000,000.00		20,000,000.00
	Subtotal					20,000,000.83		20,000,000.83						20,000,000.83		20,000,000.83
ROXIII																
1	G-13-01304	12/27/13	FY 2013 RA 10352	102408		500,000.00		500,000.00						500,000.00		500,000.00
2	G-14-0027313	12/29/14	LGSF	102254		10,000,000.00		10,000,000.00						10,000,000.00		10,000,000.00
	Subtotal					10,500,000.00		10,500,000.00						10,500,000.00		10,500,000.00

**List of Allotments and Sub-Allotments
As of the quarter ending December 31, 2014**

Department: Department of Budget and Management
Agency/OU: Regional Offices
Organization Code (UACS)
Fund: 101277

	Current Year Appropriation
X	Continuing Appropriation
	Supplemental Appropriation

No.	Allotments/Sub-Allotments		Funding Source		Allotments/Sub-Allotments received from Cos/Ros				Sub-Allotment to Regions/Operating Units				Total-Allotments/Net of Sub-allotments			
	Number	Date	Description	UACS Code	PS	MOOE	CO	Total	PS	MOOE	CO	Total	PS	MOOE	CO	Total
1	2	3	4	5	6	7	8	9=(6+7+8)	10	11	12	13=(10+11+12)	14=(6+10)	15=(7+11)	16=(8+12)	17=(14+15+16)
	Total					541,462,622.26		541,462,622.26	-	-	-	-	-	541,462,622.26	-	541,462,622.26
B. Sub-allotments received from Central Office/Regional Office																
	Sub-Total					-		-	-	-	-	-	-	-	-	-
	Total Allotments					541,462,622.26		541,462,622.26	-	-	-	-	-	541,462,622.26	-	541,462,622.26

Summary by Funding Source Code																
Agency Specific Budget																
PGF				102407		477,626.92										
ALGU				102252		360,078,638.34										
LGSF				102254		170,641,357.00										
PDAF				102408		10,265,000.00										

Certified Correct:

Ed Pangilinan
EDEN D. PANGILINAN
Chief Budget Division

List of Allotments and Sub-Allotments
As of the quarter ending December 31, 2014

Department: Department of Budget and Management
Agency/OU: Consolidated
Organization Code (UACS)
Fund: 101277

	Current Year Appropriation
x	Continuing Appropriation
	Supplemental Appropriation

No.	Allotments/Sub-Allotments		Funding Source		Allotments/Sub-Allotments received from Cos/Ros				Sub-Allotment to Regions/Operating Units				Total Allotments/Net of Sub-allotments			
	Number	Date	Description	UACS Code	PS	MOOE	CO	Total	PS	MOOE	CO	Total	PS	MOOE	CO	Total
1	2	3	4	5	6	7	8	9=(6+7+8)	10	11	12	13=(10+11+12)	14=(6+10)	15=(7+11)	16=(8+12)	17=(14+15+16)
A. Allotments received from																
NCR																
1	NCR-13-0006797	June 14, 2013	PGF, RA 10352	102407		0.60		0.60					-	0.60	-	0.60
2	BMB-G-13-0000064	January 17, 2013	ALGU-IRA, RA 10352	102252		326,189,036.00		326,189,036.00					-	326,189,036.00	-	326,189,036.00
3	G-13-0005441	May 27, 2013	ALGU-IRA, RA 10352	102252		4,212.00		4,212.00					-	4,212.00	-	4,212.00
4	G-13-0005331	May 28, 2013	ALGU-IRA, RA 10352	102252		5,621.00		5,621.00					-	5,621.00	-	5,621.00
5	G-14-0024860	December 22, 2014	LGSF	102254		30,000,000.00		30,000,000.00					-	30,000,000.00	-	30,000,000.00
	Subtotal					356,198,869.60		356,198,869.60					-	356,198,869.60	-	356,198,869.60
CAR																
1	G-13-0000065	10-Jan-13	ALGU-IRA, RA 10352	102252		536,687.00		536,687.00					-	536,687.00	-	536,687.00
2	G-13-T00002933	30-Jul-13	PDAF, RA 10352	102408		1,000,000.00		1,000,000.00					-	1,000,000.00	-	1,000,000.00
3	G-13-0005532	16-Dec-13	ALGU-IRA, RA 10352	102252		4,185.00		4,185.00					-	4,185.00	-	4,185.00
4	G-13-0005442	16-Dec-13	ALGU-IRA, RA 10352	102252		5,783.00		5,783.00					-	5,783.00	-	5,783.00
5	CAR-14-0025661	22-Dec-14	Burley Tobacco	102252		73,982.00		73,982.00					-	73,982.00	-	73,982.00
	Subtotal					1,620,637.00		1,620,637.00					-	1,620,637.00	-	1,620,637.00
ROI																
1	BMB-G-14-0024196	12/18/14	LGSF	102254		3,000,000.00		3,000,000.00					-	3,000,000.00	-	3,000,000.00
2	ROI-14-0025676	12/22/14	ALGU	102252		2,892,092.00		2,892,092.00					-	2,892,092.00	-	2,892,092.00
3	ROI-14-0026412	12/23/14	ALGU	102252		1,856,907.00		1,856,907.00					-	1,856,907.00	-	1,856,907.00
4	ROI-14-0026413	12/23/14	ALGU	102252		385,939.00		385,939.00					-	385,939.00	-	385,939.00
5	ROI-14-0026351	12/23/14	ALGU	102252		1,492,318.00		1,492,318.00					-	1,492,318.00	-	1,492,318.00
	Subtotal					9,627,256.00		9,627,256.00					-	9,627,256.00	-	9,627,256.00
ROI II																
1	G-13-T000002952	22-Aug-13	PDAF, RA 10352	102408		2,265,000.00		2,265,000.00					-	2,265,000.00	-	2,265,000.00
2	ROI-14-0025761	12/23/14	Excise Tax	102252		10,922,656.00		10,922,656.00					-	10,922,656.00	-	10,922,656.00
3	G-14-0023667	12/17/14	LGSF	102254		12,141,357.00		12,141,357.00					-	12,141,357.00	-	12,141,357.00
	Subtotal					25,329,013.00		25,329,013.00					-	25,329,013.00	-	25,329,013.00
ROI IVA																
1	G-14-0025107	12/22/14	LGSF	102254		5,000,000.00		5,000,000.00					-	5,000,000.00	-	5,000,000.00
	Subtotal					5,000,000.00		5,000,000.00					-	5,000,000.00	-	5,000,000.00
ROI IVB																
1	SARO-BMB-G-14-0025114	22-Dec-14	LGSF	102254		10,000,000.00		10,000,000.00					-	10,000,000.00	-	10,000,000.00
2	SARO-BMB-G-14-0025117	22-Dec-14	LGSF	102254		10,000,000.00		10,000,000.00					-	10,000,000.00	-	10,000,000.00
	Subtotal					20,000,000.00		20,000,000.00					-	20,000,000.00	-	20,000,000.00
ROI V																
1	SARO-BMB-G-13-0000071	01/10/13	ALGU, IRA, RA 10352	102252		463,698.00		463,698.00					-	463,698.00	-	463,698.00
2	SARO-BMB-G-14-0025117	12/22/14	LGSF	102254		10,000,000.00		10,000,000.00					-	10,000,000.00	-	10,000,000.00
	Subtotal					10,463,698.00		10,463,698.00					-	10,463,698.00	-	10,463,698.00

List of Allotments and Sub-Allotments
As of the quarter ending December 31, 2014

Department: Department of Budget and Management
Agency/OU: Consolidated
Organization Code (UACS)
Fund: 101277

	Current Year Appropriation
X	Continuing Appropriation
	Supplemental Appropriation

No.	Allotments/Sub-Allotments		Funding Source		Allotments/Sub-Allotments received from Cōs/Ros				Sub-Allotment to Regions/Operating Units				Total Allotments/Net of Sub-allotments			
	Number	Date	Description	UACS Code	PS	MOOE	CO	Total	PS	MOOE	CO	Total	PS	MOOE	CO	Total
1	2	3	4	5	6	7	8	9=(6+7+8)	10	11	12	13=(10+11+12)	14=(6+10)	15=(7+11)	16=(8+12)	17=(14+15+16)
	<i>RO VI</i>															
1	ROVI-13-0025701	12/26/13	Nat'l Wealth, RA 10352	102252		0.02		0.02					-	0.02	-	0.02
2	ROVI-13-0024409	12/12/13	SPF-PGF, RA 10352	102407		11.38		11.38					-	11.38	-	11.38
3	BMB-G-14-0024182	12/18/14	LGSF	102254		5,500,000.00		5,500,000.00					-	5,500,000.00	-	5,500,000.00
	<i>Subtotal</i>					5,500,011.40		5,500,011.40					-	5,500,011.40	-	5,500,011.40
	<i>ROVII</i>															
1	ROVII-13-0001844	25-Feb-13	SPF-PGF (Monetization) RA 10352	102407		477,606.00		477,606.00						477,606.00		477,606.00
2	BMB-G-14-0024183	18-Dec-13	LGSF	102254		5,000,000.00		5,000,000.00						5,000,000.00		5,000,000.00
3	BMB-G-14-0025733	23-Dec-13		102254		20,000,000.00		20,000,000.00						20,000,000.00		20,000,000.00
4	BMB-G-14-0027315	29-Dec-13		102254		10,000,000.00		10,000,000.00						10,000,000.00		10,000,000.00
	<i>Subtotal</i>					35,477,606.00		35,477,606.00						35,477,606.00		35,477,606.00
	<i>ROVIII</i>															
1	G-13-T00001059	02/15/13	PDAF RA 10352	102408		4,000,000.00		4,000,000.00						4,000,000.00		4,000,000.00
2	G-13-T00002454	05/15/13		102408		2,000,000.00		2,000,000.00						2,000,000.00		2,000,000.00
3	BMB-G-14-0025463	12/22/14	LGSF	102254		10,000,000.00		10,000,000.00						10,000,000.00		10,000,000.00
4	BMB-G-14-0025122	12/22/14		102254		10,000,000.00		10,000,000.00						10,000,000.00		10,000,000.00
	<i>Subtotal</i>					26,000,000.00		26,000,000.00						26,000,000.00		26,000,000.00
	<i>ROIX</i>															
1	SARO-BMB-G-13-T0000297	08/02/13	RA 10352, PDAF	102408		500,000.00		500,000.00						500,000.00		500,000.00
	<i>Subtotal</i>					500,000.00		500,000.00						500,000.00		500,000.00
	<i>ROX</i>															
1	G-13-T000007455	06/26/13	SPF, RA 10352	102252		0.32		0.32						0.32		0.32
2	ROX-13-0033110	12/05/13	SPF-PGF, RA 10352	102407		4.68		4.68						4.68		4.68
3	ROX-13-0021437	12/03/13	SPF-PGF, RA 10352	102407		3.43		3.43						3.43		3.43
4	G-14-0023668	12/17/14	SPF	102252		14,040,000.00		14,040,000.00						14,040,000.00		14,040,000.00
5	G-14-0023596	12/17/14	SPF	102252		484,533.00		484,533.00						484,533.00		484,533.00
6	G-14-0024184	12/18/14	SPF	102252		568,498.00		568,498.00						568,498.00		568,498.00
7	ROX-14-0026178	12/23/14	SPF	102252		152,491.00		152,491.00						152,491.00		152,491.00
	<i>Subtotal</i>					15,245,530.43		15,245,530.43						15,245,530.43		15,245,530.43
	<i>ROXI</i>															
1	SARO-ROXI-13-0019721	11/15/2013	FY 2014, RA 10633	102407		0.83		0.83						0.83		0.83
2	SARO-BMB-G-14-0026764	12/29/2013	LGSF	102254		20,000,000.00		20,000,000.00						20,000,000.00		20,000,000.00
	<i>Subtotal</i>					20,000,000.83		20,000,000.83						20,000,000.83		20,000,000.83
	<i>ROXIII</i>															
1	G-13-01304	12/27/13	FY 2013 RA 10352	102408		500,000.00		500,000.00						500,000.00		500,000.00
2	G-14-0027313	12/29/14	LGSF	102254		10,000,000.00		10,000,000.00						10,000,000.00		10,000,000.00
	<i>Subtotal</i>					10,500,000.00		10,500,000.00						10,500,000.00		10,500,000.00

List of Allotments and Sub-Allotments
As of the quarter ending December 31, 2014

Department: Department of Budget and Management
Agency/OU: Consolidated
Organization Code (UACS)
Fund: 101277

	Current Year Appropriation
x	Continuing Appropriation
	Supplemental Appropriation

No.	Allotments/Sub-Allotments		Funding Source		Allotments/Sub-Allotments received from Cos/Ros				Sub-Allotment to Regions/Operating Units				Total Allotments/Net of Sub-allotments			
	Number	Date	Description	UACS Code	PS	MOOE	CO	Total	PS	MOOE	CO	Total	PS	MOOE	CO	Total
1	2	3	4	5	6	7	8	9=(6+7+8)	10	11	12	13=(10+11+12)	14=(6+10)	15=(7+11)	16=(8+12)	17=(14+15+16)
	Total					541,462,622.26		541,462,622.26	-	-	-	-	-	541,462,622.26	-	541,462,622.26
B. Sub-allotments received from Central Office/Regional Office																
	Sub-Total					-		-	-	-	-	-	-	-	-	-
	Total Allotments					541,462,622.26		541,462,622.26	-	-	-	-	-	541,462,622.26	-	541,462,622.26
Summary by Funding Source Code																
Agency Specific Budget																
	PGF			102407		477,626.92										
	ALGU			102252		360,078,638.34										
	LGSF			102254		170,641,357.00										
	PDAF			102408		10,265,000.00										

Certified Correct:

Ed Pangilinan
EDEN D. PANGILINAN
Chief Budget Division

List of Allotments and Sub-Allotments
As of the Quarter Ending Decembe 31, 2014

Department : Department of Budget and Management
 Agency : Office of the Secretary
 Operating Unit : Condolidated
 Organizational Code (UACS) : 06 000 0000000
 Funding Code Source (as clustered): 1 02 101, 1 04 106

	Current Year Appropriation
/	Continuing Appropriation
	Supplemental Appropriation

No.	Allotments/Sub-Allotments Number	Date	Fund Source		Allotments/Sub-Allotments received from COs/ROs					Sub-Allotment to Regions/Operating Units					Total Allotments/Net of Sub-Allotments					
			Description	UACS Code	PS	MOOE	Fin Exp	CO	Total	PS	MOOE	Fin Exp	CO	Total	PS	MOOE	Fin Exp	CO	Total	
1	2	3	4	5	6	7	8	9	10=(6+7+8+9)	11	12	13	14	15=(11+12+13+14)	16=(6+11)	17=(7+12)	18=(8+13)	19=(9+14)	20=(16+17+18+19)	
A. Allotments received from DBM																				
1	ABM-BMB-C-13-000555	January 10, 2013	Agency Specific Budget	1 02 101		25,078,411.15		12,764.10	25,091,175.25							25,078,411.15	-	12,764.10	25,091,175.25	
2	ABM-BMB-C-13-000557	January 10, 2013	Agency Specific Budget	1 02 101		932,493.82		82,000.00	1,014,493.82							932,493.82	-	82,000.00	1,014,493.82	
3	ABM-BMB-C-13-000559	January 10, 2013	Agency Specific Budget	1 02 101		98,720.49		20,222.00	118,942.49							98,720.49	-	20,222.00	118,942.49	
4	ABM-BMB-C-13-000553	January 10, 2013	Agency Specific Budget	1 02 101		1,721,954.07		99,254.84	1,821,208.91							1,721,954.07	-	99,254.84	1,821,208.91	
5	ABM-BMB-C-13-000569	January 10, 2013	Agency Specific Budget	1 02 101		462,819.65		37,403.20	500,222.85							462,819.65	-	37,403.20	500,222.85	
6	ABM-BMB-C-13-000571	January 10, 2013	Agency Specific Budget	1 02 101		9.34		50,799.00	50,808.34							9.34	-	50,799.00	50,808.34	
7	ABM-BMB-C-13-000573	January 10, 2013	Agency Specific Budget	1 02 101		1,355,146.94			1,355,146.94							1,355,146.94	-	-	1,355,146.94	
8	ABM-BMB-C-13-000575	January 10, 2013	Agency Specific Budget	1 02 101		709,208.07		13,086.00	722,294.07							709,208.07	-	13,086.00	722,294.07	
9	ABM-BMB-C-13-000577	January 10, 2013	Agency Specific Budget	1 02 101		35,127.74		471.52	35,599.26							35,127.74	-	471.52	35,599.26	
10	ABM-BMB-C-13-000579	January 10, 2013	Agency Specific Budget	1 02 101		1,839,258.61		634,292.56	2,473,551.17							1,839,258.61	-	634,292.56	2,473,551.17	
11	ABM-BMB-C-13-000581	January 10, 2013	Agency Specific Budget	1 02 101		1,247,745.91		408,413.00	1,656,158.91							1,247,745.91	-	408,413.00	1,656,158.91	
12	ABM-BMB-C-13-000583	January 10, 2013	Agency Specific Budget	1 02 101		199,927.99		518,778.09	718,706.08							199,927.99	-	518,778.09	718,706.08	
13	ABM-BMB-C-13-000585	January 10, 2013	Agency Specific Budget	1 02 101		280,855.89	30.00	6,344.85	287,230.74							280,855.89	30.00	6,344.85	287,230.74	
14	ABM-BMB-C-13-000586	January 10, 2013	Agency Specific Budget	1 02 101		10.62		1,568.13	1,578.75							10.62	-	1,568.13	1,578.75	
15	ABM-BMB-C-13-000563	January 10, 2013	Agency Specific Budget	1 02 101		986,641.07		81,724.52	1,068,365.59							986,641.07	-	81,724.52	1,068,365.59	
16	ABM-BMB-C-13-000565	January 10, 2013	Agency Specific Budget	1 02 101		13.60			13.60							13.60	-	-	13.60	
17	ABM-BMB-C-13-000567	January 10, 2013	Agency Specific Budget	1 02 101		94,046.99		2,988.00	97,034.99							94,046.99	-	2,988.00	97,034.99	
18	SARO No. BMB-C-13-0015250	September 10, 2013	Automatic Appropriation - Proceeds from Sale of Unserviceable Equipment	1 04 106				12,000.00	12,000.00									12,000.00	12,000.00	
Sub-total																				
Sub-total																				
B. Sub-allotments received from Central Office/Regional Office																				
1																				
2																				
3																				
Sub-Total																				
Total Allotments																				

Summary by Funding Source Code	PS	MOOE	Fin Exp	CO	Total	PS	MOOE	Fin Exp	CO	Total	PS	MOOE	Fin Exp	CO	Total
Agency Specific Budget	1 02 101	-	35,042,391.95	30.00	1,982,109.81	37,024,531.76	-	-	-	-	-	35,042,391.95	30.00	1,982,109.81	37,024,531.76
Proceeds from Sale of Unserviceable Equipment	1 04 106	-	-	-	12,000.00	12,000.00	-	-	-	-	-	-	-	12,000.00	12,000.00

Certified Correct:

Ed Pangilinan
 EDEN D. PANGILINAN
 Chief Administrative Officer


List of Allotments and Sub-Allotments
As of the Quarter Ending December 31, 2014

Department : Department of Budget and Management
 Agency : Office of the Secretary
 Operating Unit : Regional Offices
 Organizational Code (UACS) : 06 001 0300000
 Funding Code Source (as clustered): 1 02 101, 1 04 106

	Current Year Appropriation
/	Continuing Appropriation
	Supplemental Appropriation

No.	Allotments/Sub-Allotments Number	Date	Fund Source		Allotments/Sub-Allotments received from COs/ROs					Sub-Allotment to Regions/Operating Units					Total Allotments/Net of Sub-Allotments					
			Description	UACS Code	PS	MOOE	Fin Exp	CO	Total	PS	MOOE	Fin Exp	CO	Total	PS	MOOE	Fin Exp	CO	Total	
1	2	3	4	5	6	7	8	9	10=(6+7+8+9)	11	12	13	14	15=(11+12+13+14)	16=(6+11)	17=(7+12)	18=(8+13)	19=(9+14)	20=(16+17+18+19)	
A. Allotments received from DBM																				
1	ABM-BMB-C-13-0005557	January 10, 2013	Agency Specific Budget	1 02 101		932,493.82		82,000.00	1,014,493.82							932,493.82	-	82,000.00	1,014,493.82	
2	ABM-BMB-C-13-0005559	January 10, 2013	Agency Specific Budget	1 02 101		98,720.49		20,222.00	118,942.49							98,720.49	-	20,222.00	118,942.49	
3	ABM-BMB-C-13-0005553	January 10, 2013	Agency Specific Budget	1 02 101		1,721,954.07		99,254.84	1,821,208.91							1,721,954.07	-	99,254.84	1,821,208.91	
4	ABM-BMB-C-13-0005569	January 10, 2013	Agency Specific Budget	1 02 101		462,819.65		37,403.20	500,222.85							462,819.65	-	37,403.20	500,222.85	
5	ABM-BMB-C-13-0005571	January 10, 2013	Agency Specific Budget	1 02 101		9.34		50,799.00	50,808.34							9.34	-	50,799.00	50,808.34	
6	ABM-BMB-C-13-0005573	January 10, 2013	Agency Specific Budget	1 02 101		1,355,146.94			1,355,146.94							1,355,146.94	-		1,355,146.94	
7	ABM-BMB-C-13-0005575	January 10, 2013	Agency Specific Budget	1 02 101		709,208.07		13,086.00	722,294.07							709,208.07	-	13,086.00	722,294.07	
8	ABM-BMB-C-13-0005577	January 10, 2013	Agency Specific Budget	1 02 101		35,127.74		471.52	35,599.26							35,127.74	-	471.52	35,599.26	
9	ABM-BMB-C-13-0005579	January 10, 2013	Agency Specific Budget	1 02 101		1,839,258.61		634,292.56	2,473,551.17							1,839,258.61	-	634,292.56	2,473,551.17	
10	ABM-BMB-C-13-0005581	January 10, 2013	Agency Specific Budget	1 02 101		1,247,745.91		408,413.00	1,656,158.91							1,247,745.91	-	408,413.00	1,656,158.91	
11	ABM-BMB-C-13-0005583	January 10, 2013	Agency Specific Budget	1 02 101		199,927.99		518,778.09	718,706.08							199,927.99	-	518,778.09	718,706.08	
12	ABM-BMB-C-13-0005585	January 10, 2013	Agency Specific Budget	1 02 101		280,855.89	30.00	6,344.85	287,230.74							280,855.89	30.00	6,344.85	287,230.74	
13	ABM-BMB-C-13-0005561	January 10, 2013	Agency Specific Budget	1 02 101		10.62		1,568.13	1,578.75							10.62	-	1,568.13	1,578.75	
14	ABM-BMB-C-13-0005563	January 10, 2013	Agency Specific Budget	1 02 101		986,641.07		81,724.52	1,068,365.59							986,641.07	-	81,724.52	1,068,365.59	
15	ABM-BMB-C-13-0005565	January 10, 2013	Agency Specific Budget	1 02 101		13.60			13.60							13.60	-		13.60	
16	ABM-BMB-C-13-0005567	January 10, 2013	Agency Specific Budget	1 02 101		94,046.99		2,988.00	97,034.99							94,046.99	-	2,988.00	97,034.99	
17	SARO No. BMB-C-13-0015250	September 10, 2013	Automatic Appropriation - Proceeds from Sale of Unserviceable Equipment	1 04 106				12,000.00	12,000.00										12,000.00	
Sub-total						9,963,980.80	30.00	1,969,345.71	11,933,356.51							9,963,980.80	30.00	1,969,345.71	11,933,356.51	
B. Sub-allotments received from Central Office/Regional Office																				
1																				
2																				
3																				
Sub-Total																				
Total Allotments						9,963,980.80	30.00	1,969,345.71	11,933,356.51								9,963,980.80	30.00	1,969,345.71	11,933,356.51

Summary by Funding Source Code			9,963,980.80	30.00	1,969,345.71	11,933,356.51	-	-	-	-	-	-	-	-	9,963,980.80	30.00	1,969,345.71	11,933,356.51	
Agency Specific Budget	1 02 101	-	9,963,980.80	30.00	1,957,345.71	11,921,356.51	-	-	-	-	-	-	-	-	9,963,980.80	30.00	1,957,345.71	11,921,356.51	
Proceeds from Sale of Unserviceable Equipment	1 04 106	-	-	-	12,000.00	12,000.00	-	-	-	-	-	-	-	-	-	-	-	12,000.00	12,000.00

Certified Correct:

 EDEN D. PANGILINAN
 Chief Administrative Officer

List of Allotments and Sub-Allotments
As of the Quarter Ending December 31, 2014

Department : Department of Budget and Management
 Agency : Office of the Secretary
 Operating Unit : Central Office
 Organizational Code (UACS) : 06 001 0100000
 Funding Code Source (as clustered): 1 02 101

	Current Year Appropriation
/	Continuing Appropriation
	Supplemental Appropriation

No.	Allotments/Sub-Allotments		Fund Source		Allotments/Sub-Allotments received from COs/ROs					Sub-Allotment to Regions/Operating Units					Total Allotments/Net of Sub-Allotments				
	Number	Date	Description	UACS Code	PS	MOOE	Fin Exp	CO	Total	PS	MOOE	Fin Exp	CO	Total	PS	MOOE	Fin Exp	CO	Total
1	2	3	4	5	6	7	8	9	10=(6+7+8+9)	11	12	13	14	15=(11+12+13+14)	16=(6+11)	17=(7+12)	18=(8+13)	19=(9+14)	20=(16+17+18+19)
A. Allotments received from DBM																			
1	ABM-BMB-C-13-000555	January 10, 2013	Agency Specific Budget	1 02 101		25,078,411.15		12,764.10	25,091,175.25						-	25,078,411.15	-	12,764.10	25,091,175.25
	Sub-total				-	25,078,411.15	-	12,764.10	25,091,175.25	-	-	-	-	-	-	25,078,411.15	-	12,764.10	25,091,175.25
B. Sub-allotments received from Central Office/Regional Office																			
1																			
2																			
3																			
	Sub-Total				-	-	-	-	-	-	-	-	-	-	-	-	-	-	-
	Total Allotments				-	25,078,411.15	-	12,764.10	25,091,175.25	-	-	-	-	-	-	25,078,411.15	-	12,764.10	25,091,175.25
Summary by Funding Source Code					-	25,078,411.15	-	12,764.10	25,091,175.25	-	-	-	-	-	-	25,078,411.15	-	12,764.10	25,091,175.25
Agency Specific Budget				1 02 101	-	25,078,411.15	-	12,764.10	25,091,175.25	-	-	-	-	-	-	25,078,411.15	-	12,764.10	25,091,175.25

Certified Correct:

E. Pangilinan
 EDEN D. PANGILINAN
 Chief Administrative Officer

List of Allotments and Sub-Allotments
As of the quarter ending December 31, 2014

Department: Department of Budget and Management
Agency/OU: Regional Offices
Organization Code (UACS)
Fund: 101277

	Current Year Appropriation
	Continuing Appropriation
X	Supplemental Appropriation

No.	Allotments/Sub-Allotments		Funding Source		Allotments/Sub-Allotments received from Cos/Ros				Sub-Allotment to Regions/Operating Units				Total Allotments/Net of Sub-allotments			
	Number	Date	Description	UACS Code	PS	MOOE	CO	Total	PS	MOOE	CO	Total	PS	MOOE	CO	Total
1	2	3	4	5	6	7	8	9=(6+7+8)	10	11	12	13=(10+11+12)	14=(6+10)	15=(7+11)	16=(8+12)	17=(14+15+16)
A. Allotments received from I																
	CAR															
1	CAR-14-0005939	23-May-14	Calamity Fund	103401		2,500,000.00		2,500,000.00					-	2,500,000.00	-	2,500,000.00
	Subtotal					2,500,000.00		2,500,000.00					-	2,500,000.00	-	2,500,000.00
	ROI															
1	ROI-14-0005240	7/5/2014	RA No. 10634 (NDRRMF)	103401		3,500,000.00		3,500,000.00					-	3,500,000.00	-	3,500,000.00
	Subtotal					3,500,000.00		3,500,000.00					-	3,500,000.00	-	3,500,000.00
	ROI III															
1	ROI-14-0005477	5/13/2014	Calamity Fund, RA 10634			10,000,000.00		10,000,000.00					-	10,000,000.00	-	10,000,000.00
2	ROI-14-0005792	5/20/2014	Calamity Fund, RA 10634			9,982,000.00		9,982,000.00					-	9,982,000.00	-	9,982,000.00
	Subtotal					19,982,000.00		19,982,000.00					-	19,982,000.00	-	19,982,000.00
	ROI V															
1	SARO-ROV-14-0006052	05/26/14	CL, FY 2014, RA 10633	103401		9,400,000.00		9,400,000.00					-	9,400,000.00	-	9,400,000.00
2	SARO-ROV-14-0016176	10/20/14	CL, FY 2014, RA 10633	103401		61,520,000.00		61,520,000.00					-	61,520,000.00	-	61,520,000.00
	Subtotal					70,920,000.00		70,920,000.00					-	70,920,000.00	-	70,920,000.00
	ROX															
1	ROX-14-0005845	05/20/14	SPF	103401		7,575,242.00		7,575,242.00					-	7,575,242.00	-	7,575,242.00
	Subtotal					7,575,242.00		7,575,242.00					-	7,575,242.00	-	7,575,242.00
	Total					104,477,242.00		104,477,242.00					-	104,477,242.00	-	104,477,242.00
B. Sub-allotments received from Central Office/Regional Office																
	Sub-Total															
	Total Allotments					104,477,242.00		104,477,242.00						104,477,242.00		104,477,242.00

Summary by Funding Source Code																
Calamity Fund	103401		104,477,242.00		104,477,242.00											
RLIP	104102															
IRA	104251															

Certified Correct:
Ed Pangilinan
EDEN D. PANGILINAN
Chief, Budget Division


**List of Allotments and Sub-Allotments
As of the quarter ending December 31, 2014**

Department: Department of Budget and Management
 Agency/OU: Consolidated
 Organization Code (UACS)
 Fund: 101277

—	Current Year Appropriation
—	Continuing Appropriation
X	Supplemental Appropriation

No.	Allotments/Sub-Allotments		Funding Source		Allotments/Sub-Allotments received from Cos/Ros				Sub-Allotment to Regions/Operating Units				Total Allotments/Net of Sub-allotments				
	Number	Date	Description	UACS Code	PS	MOOE	CO	Total	PS	MOOE	CO	Total	PS	MOOE	CO	Total	
1	2	3	4	5	6	7	8	9=(6+7+8)	10	11	12	13=(10+11+12)	14=(6+10)	15=(7+11)	16=(8+12)	17=(14+15+16)	
A. Allotments received from																	
	CAR																
1	CAR-14-0005939	23-May-14	Calamity Fund	103401		2,500,000.00		2,500,000.00						2,500,000.00		2,500,000.00	
	Subtotal					2,500,000.00		2,500,000.00						2,500,000.00		2,500,000.00	
	ROI																
1	ROI-14-0005240	7/5/2014	RA No. 10634 (NDRRMF)	103401		3,500,000.00		3,500,000.00						3,500,000.00		3,500,000.00	
	Subtotal					3,500,000.00		3,500,000.00						3,500,000.00		3,500,000.00	
	ROI III																
1	ROI-14-0005477	5/13/2014	Calamity Fund, RA 10634			10,000,000.00		10,000,000.00						10,000,000.00		10,000,000.00	
2	ROI-14-0005792	5/20/2014	Calamity Fund, RA 10634			9,982,000.00		9,982,000.00						9,982,000.00		9,982,000.00	
	Subtotal					19,982,000.00		19,982,000.00						19,982,000.00		19,982,000.00	
	ROI V																
1	SARO-ROV-14-0006052	05/26/14	CL, FY 2014, RA 10633	103401		9,400,000.00		9,400,000.00						9,400,000.00		9,400,000.00	
2	SARO-ROV-14-0016176	10/20/14	CL, FY 2014, RA 10633	103401		61,520,000.00		61,520,000.00						61,520,000.00		61,520,000.00	
	Subtotal					70,920,000.00		70,920,000.00						70,920,000.00		70,920,000.00	
	ROX																
1	ROX-14-0005845	05/20/14	SPF	103401		7,575,242.00		7,575,242.00						7,575,242.00		7,575,242.00	
	Subtotal					7,575,242.00		7,575,242.00						7,575,242.00		7,575,242.00	
	Total					104,477,242.00		104,477,242.00						104,477,242.00		104,477,242.00	
B. Sub-allotments received from Central Office/Regional Office																	
	Sub-Total					-		-						-		-	
	Total Allotments					-	104,477,242.00	-	104,477,242.00					-	104,477,242.00	-	104,477,242.00

Summary by Funding Source Code																
Calamity Fund	103401		104,477,242.00		104,477,242.00											
RLIP	104102															
IRA	104251															


Certified Correct:

EDEN D. PANGILINAN
 Chief, Budget Division


SUMMARY OF APPROPRIATIONS, ALLOTMENTS, OBLIGATIONS, DISBURSEMENTS AND BALANCES BY OBJECT OF EXPENDITURES
As of the Quarter Ending December 31, 2014


Department: Department of Budget and Management
Agency/Operating Unit : Regional Offices
Organization Code (UACS):
Fund:101277


	Current Year Appropriation
	Continuing Appropriation
X	Supplemental Appropriation

Particulars	UACS CODE	Appropriations		Allotments					Current Year Obligations					Current Year Disbursements				Balances						
		Authorized Appropriation	Adjusted Appropriations	Allotments Received	Adjustments (Withdrawal, Real)	Transfer To	Transfer From	Adjusted Total Allotments	1st Qtr ending March 31	2nd Qtr ending June 30	3rd Qtr ending Sept. 30	4th Qtr ending Dec. 31	Total	1st Quarter ending March 31	2nd Qtr ending June 30	3rd Qtr ending Sept. 30	4th Qtr ending Dec. 31	Total	Unreleased Appropriation	Unobligated Allotment	Unpaid Obligations (15-20)=(23+24)			
																					Due and Demandable	Not Yet Due and Demandable		
1	2	3	4	5	6	7	8	9	10	11	12	13	14	15	16	17	18	19	20	21	22	23	24	
SUMMARY																								
A. AGENCY SPECIFIC BUDGET																								
Personnel Services		-	-	-																				
Maintenance & Other Operating Expenses		-	-	-																				
Financial Expenses		-	-	-																				
Capital Outlays		-	-	-																				
B. AUTOMATIC APPROPRIATIONS																								
RLIP -Personnel Services (GSIS ARMM-DepEd)		-	-	-																				
Internal Revenue Allotment (IRA)	5021406000	-	-	-																				
C. SPECIAL PURPOSE FUNDS																								
Pension and Gratuity Fund		104,477,242.00	-	104,477,242.00	104,477,242.00	#	#	-	104,477,242.00	-	21,478,621.00	-	45,788,621.00	67,267,242.00	-	21,478,621.00	-	35,760,000.00	57,238,621.00	#	37,210,000.00	-	10,028,621.00	
Maintenance & Other Operating Expenses		-	-	-		#	#	-	-	-	-	-	-	-	-	-	-	-	-	-	-	-	-	-
Retirement Gratuity	5010402001	-	-	-		#	#	-	-	-	-	-	-	-	-	-	-	-	-	-	-	-	-	-
Terminal Leave Benefits of devolved retiree to LGUs	5010403001	-	-	-		#	#	-	-	-	-	-	-	-	-	-	-	-	-	-	-	-	-	-
Allocation to Local Govt. Units (ALGU)		104,477,242.00	-	104,477,242.00	104,477,242.00	#	#	-	104,477,242.00	-	21,478,621.00	-	45,788,621.00	67,267,242.00	-	21,478,621.00	-	35,760,000.00	57,238,621.00	-	37,210,000.00	-	10,028,621.00	
Maintenance & Other Operating Expenses		-	-	-		#	#	-	-	-	-	-	-	-	-	-	-	-	-	-	-	-	-	-
Virginia Tobacco Excise Tax	5021403001	-	-	-		#	#	-	-	-	-	-	-	-	-	-	-	-	-	-	-	-	-	-
Share in Value Added Tax	5021403009	-	-	-		#	#	-	-	-	-	-	-	-	-	-	-	-	-	-	-	-	-	-
Catamity Fund		104,477,242.00	-	104,477,242.00	104,477,242.00	#	#	-	104,477,242.00	-	21,478,621.00	-	45,788,621.00	67,267,242.00	-	21,478,621.00	-	35,760,000.00	57,238,621.00	-	37,210,000.00	-	10,028,621.00	
GRAND TOTAL																								
		104,477,242.00	-	104,477,242.00	104,477,242.00	#	#	-	104,477,242.00	-	21,478,621.00	-	45,788,621.00	67,267,242.00	-	21,478,621.00	-	35,760,000.00	57,238,621.00	-	37,210,000.00	-	10,028,621.00	

Certified Correct:

EDEN D. PANGILINAN
Chief, Budget Division

Certified Correct:

ESPERANZA Q. IGNACIO
Chief, Accounting Division

Recommending Approval:

TERESITA P. GAPAC
Director, FMS


Approved By:

CLARE CATLEYA G. AMADOR
Assistant Secretary

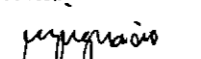
SUMMARY OF APPROPRIATIONS, ALLOTMENTS, OBLIGATIONS, DISBURSEMENTS AND BALANCES BY OBJECT OF EXPENDITURES
As of the Quarter Ending December 31, 2014

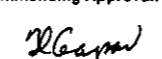
Department: Department of Budget and Management
Agency/Operating Unit : Consolidated
Organization Code (UACS):
Fund:101277


	Current Year Appropriation
	Continuing Appropriation
X	Supplemental Appropriation

Particulars	UACS CODE	Appropriations			Allotments				Current Year Obligations					Current Year Disbursements					Balances						
		Authorized Appropriation	Adjustments (Transfers To/From Real)	Adjusted Appropriations	Allotments Received	Adjustments (Withdrawals/Real)	Transfers To	Transfers From	Adjusted Total Allotments	1st Qtr ending March 31	2nd Qtr ending June 30	3rd Qtr ending Sept. 30	4th Qtr ending Dec. 31	Total	1st Quarter ending March 31	2nd Qtr ending June 30	3rd Qtr ending Sept. 30	4th Qtr ending Dec. 31	Total	Unreleased Appropriation	Unobligated Allotment	Unpaid Obligations (15-20)=(23+24)			
																						Due and Demandable	Not Yet Due and Demandable		
1	2	3	4	5=(3+4)	6	7	8	9	10=(8+(7)-8+9)	11	12	13	14	15=(11+12+13+14)	16	17	18	19	20=(16+17+18+19)	21	22=(10-15)	23	24		
SUMMARY																									
A. AGENCY SPECIFIC BUDGET																									
Personnel Services																									
Maintenance & Other Operating Expenses																									
Financial Expenses																									
Capital Outlays																									
B. AUTOMATIC APPROPRIATIONS																									
RLIP -Personnel Services (GSIS ARMM-DepEd)																									
Internal Revenue Allotment (IRA)	5021406000																								
C. SPECIAL PURPOSE FUNDS																									
Pension and Gratuity Fund		104,477,242.00		104,477,242.00	104,477,242.00	#	#	-	104,477,242.00		21,478,621.00		45,788,621.00	67,267,242.00		21,478,621.00		35,760,000.00	57,238,621.00		37,210,000.00			10,028,621.00	
Maintenance & Other Operating Expenses						#	#	-												#					
Retirement Gratuity	5010402001					#	#	-																	
Terminal Leave Benefits of devolved retiree to LGUs	5010403001					#	#	-																	
Allocation to Local Govt. Units (ALGU)		104,477,242.00		104,477,242.00	104,477,242.00	#	#	-	104,477,242.00		21,478,621.00		45,788,621.00	67,267,242.00		21,478,621.00		35,760,000.00	57,238,621.00		37,210,000.00			10,028,621.00	
Maintenance & Other Operating Expenses						#	#	-																	
Virginia Tobacco Excise Tax	5021403001																								
Share in Value Added Tax	5021403009																								
Calamty Fund		104,477,242.00		104,477,242.00	104,477,242.00				104,477,242.00		21,478,621.00		45,788,621.00	67,267,242.00		21,478,621.00		35,760,000.00	57,238,621.00		37,210,000.00			10,028,621.00	
GRAND TOTAL		104,477,242.00		104,477,242.00	104,477,242.00	#	#	-	104,477,242.00		21,478,621.00		45,788,621.00	67,267,242.00		21,478,621.00		35,760,000.00	57,238,621.00		37,210,000.00			10,028,621.00	

Certified Correct:

EDEN D. PANGILINAN
Chief, Budget Division

Certified Correct:

ESPERANZA Q. IGNACIO
Chief, Accounting Division

Recommending Approval:

TERESITA P. GAPAC
Director, FMS

Approved By:

CLARA CATALINA G. AMADOR
Assistant Secretary

STATEMENT OF APPROPRIATION, ALLOTMENTS, OBLIGATION, DISBURSEMENT AND BALANCES
As of the Quarter Ending December 31, 2014

Department: Department of Budget and Management
Agency/Operating Units: Regional Offices
Organization Code (UACS):
Fund:101277

	Current Year Appropriation
X	Supplemental Appropriation
	Continuing Appropriation

Program/Activity/Project (P/A/P) and Account Title	UACS CODE	Appropriations			Allotments			Current Year Obligations					Disbursements					Balances							
		Authorized Appropriation	Adjustments (Transfer To/From, Reall.)	Adjusted Appropriation	Allotments Received	Adjustments (Withdrawal/Reall.)	Transfer To	Transfer From	Adjusted Total Allotments	1st Quarter ending March 31	2nd Quarter ending June 30	3rd Quarter ending Sept. 30	4th Quarter ending Dec. 31	Total	1st Quarter ending March 31	2nd Quarter ending June 30	3rd Quarter ending Sept. 30	4th Quarter ending Dec. 31	Total	Unreleased Appropriation	Unobligated Allotment	Unpaid Obligations (15-20)=(23+24)			
																						Due and Demandable	Obligations Not Yet Due and Demandable		
1	2	3	4	5=(3+4)	6	7	8	9	10=[(6+(-)7)-8+9]	11	12	13	14	15=(11+12+13+14)	16	17	18	19	20=(16+17+18+19)	21=(5-10)	22=(10-15)	23	24		
I. AGENCY SPECIFIC BUDGET																									
II. AUTOMATIC APPROPRIATIONS																									
III. SPECIAL PURPOSE FUNDS																									
Calamity Fund																									
NCR																									
CAR		2,500,000.00		2,500,000.00	2,500,000.00				2,500,000.00		1,250,000.00		1,250,000.00	2,500,000.00		1,250,000.00			1,250,000.00						1,250,000.00
RO I		3,500,000.00		3,500,000.00	3,500,000.00				3,500,000.00		1,750,000.00		-	1,750,000.00		1,750,000.00			1,750,000.00		1,750,000.00				
RO II				-					-					-					-						
RO III		19,982,000.00		19,982,000.00	19,982,000.00				19,982,000.00		9,991,000.00		9,991,000.00	19,982,000.00		9,991,000.00			5,000,000.00	14,991,000.00					4,991,000.00
RO IVA				-					-					-					-						
RO IVB				-					-					-					-						
RO V		70,920,000.00		70,920,000.00	70,920,000.00				70,920,000.00		4,700,000.00		30,760,000.00	35,460,000.00		4,700,000.00			30,760,000.00	35,460,000.00		35,460,000.00			
RO VI				-					-					-					-						
RO VII				-					-					-					-						
RO VIII				-					-					-					-						
RO IX				-					-					-					-						
RO X		7,575,242.00		7,575,242.00	7,575,242.00				7,575,242.00		3,787,621.00		3,787,621.00	7,575,242.00		3,787,621.00				3,787,621.00					3,787,621.00
RO XI				-					-					-					-						
RO XII				-					-					-					-						
RO XIII				-					-					-					-						
Sub-Total, Special Purpose Fund		104,477,242.00		104,477,242.00	104,477,242.00				104,477,242.00		21,478,621.00		45,788,621.00	67,267,242.00		21,478,621.00			35,760,000.00	57,238,621.00		37,210,000.00			10,028,621.00
GRAND TOTAL		104,477,242.00		104,477,242.00	104,477,242.00				104,477,242.00		21,478,621.00		45,788,621.00	67,267,242.00		21,478,621.00			35,760,000.00	57,238,621.00		37,210,000.00			10,028,621.00
PS																									
MOOE		104,477,242.00		104,477,242.00	104,477,242.00		#	#	104,477,242.00		21,478,621.00		45,788,621.00	67,267,242.00		21,478,621.00			35,760,000.00	57,238,621.00		37,210,000.00			10,028,621.00
FE																									
CO																									
Recapitulation by MFO:																									
MFO1																									
MFO2																									
OF WHICH:																									
Major Programs/Projects																									

Certified Correct:
Eden D. Pangilinan
EDEN D. PANGILINAN
Chief, Budget Division

Certified Correct:
Esperanza Q. Ignacio
ESPERANZA Q. IGNACIO
Chief, Accounting Division

Recommending Approval:
Teresito P. Gapac
TERESITO P. GAPAC
Director, FMS

Approved By:
Clare Castleya G. Amador
CLARE CASTLEYA G. AMADOR
Assistant Secretary

